



\$100 TO \$10K IN 40 DAYS

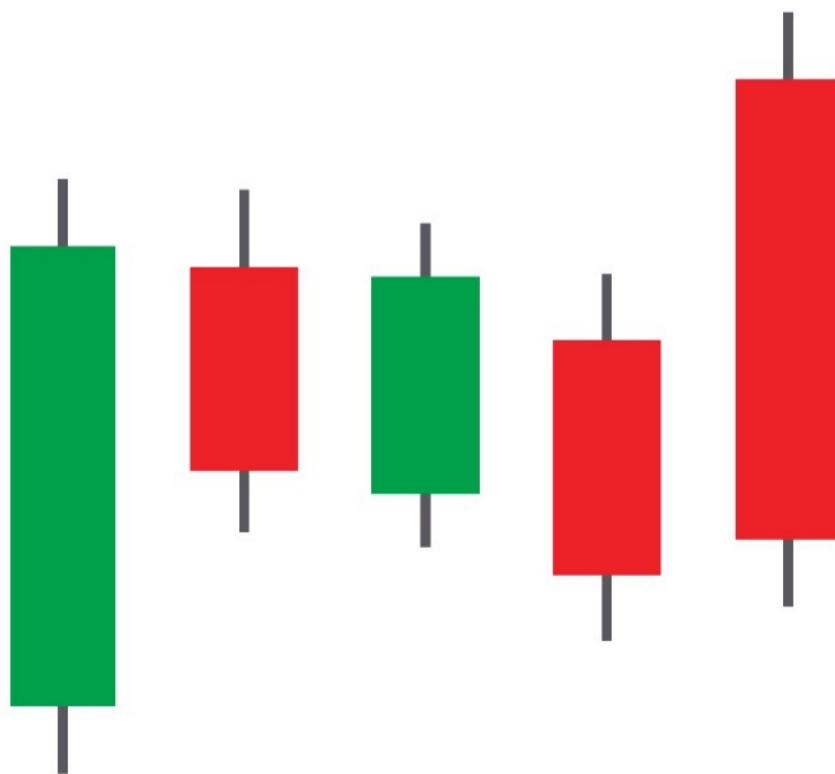
**LEARN THE SIMPLE FOREX STRATEGY
THAT GAVE ME FINANCIAL FREEDOM**



\$100 to \$10k

In 40 Days Forex Challenge

The Trading Book



Also included at the end of the book:

Your powerful Forex trading Gift



At the end of this book, you'll be able to get access to our most profitable service which generated members over **\$349k+** Total Profit Last Month



Presented By:

CEO and founder of FxLifestyle.com



**THE WORLD'S FASTEST GROWING
FOREX COMPANY IN 2023**



What This Book Covers:

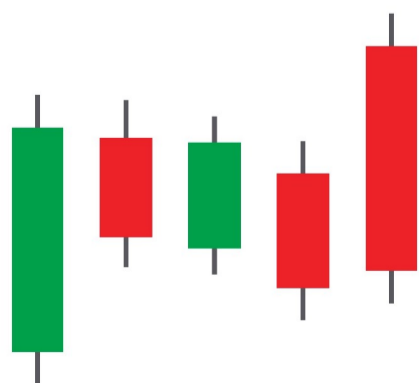
- How Forex Changed My Life & Gave Me Pure Freedom
- My Powerful Risk Management Strategy That Allows Me To Grow My Trading Accounts Fast
- How You could trade like the professional traders and win 90% of the time
- The Powerful Forex Formula I Use Daily
- The \$100 to \$10k In 40 days Forex Strategy (step by step tutorials included + examples)
- The MAGIC Of Fibonacci

**+ POWERFUL TRADING GIFT AT THE
END OF THIS BOOK INCLUDED**

This book is designed for all types of traders. Whether you're a new trader or an advanced trader, you will gain life changing knowledge that will help you become successful in the Forex trading markets.

This book will cover many tips that could make you high profits and will also cover the powerful \$100 to \$10k in 40 days Forex strategy step by step.

All the Explanations and examples in this book are extremely simple and easy to follow with lots of different explanations.




INTRODUCTION

One of the many questions I am asked in forex is, can I be a millionaire?

Well the simple answer is yes you can if you follow the right rules and stay consistent!

My name is Samir Tahiri otherwise known as “Fxlifestyle”. I am a successful millionaire forex trader, CEO entrepreneur from London UK who has been trading for almost ten years. I’m a self taught trader who first started off with less than \$100 to my name. I created fxlifestyle.com which was first established in 2015 and is now one of the worlds biggest Forex trading companies that help thousands of traders worldwide! My goal was to help other traders through [Fxlifestyle.com](https://fxlifestyle.com) and build a huge community of forex traders all around the globe.



So far....

- FxLifestyle.com has taught over **500,000+** Traders worldwide.
- FxLifestyle.com has created many **6 figure** and **7 figure traders**.
- FxLifestyle.com is the worlds fastest growing trading company in 2023.
- FxLifestyle.com has been featured on **major news outlets** for the outstanding results produced by members.

Forbes

WALL STREET
JOURNAL



FOX
NEWS

The New York Times

And lastly, **THOUSANDS** of profitable and satisfied members have given us great feedback and reviews with the services we have provided for them throughout the last 8+ years



For the last few years, I have been sending out all my exact trades to **500,000+** traders worldwide and so far I've helped thousands of traders earn very high profits by simply letting them copy my signals on a daily basis. These signals show which forex pair to trade, whether to buy or sell it, when to enter the trade and when to take profit. Later on in this book I will show you how you could be part of this and join the **TOP 5% of Forex traders worldwide**

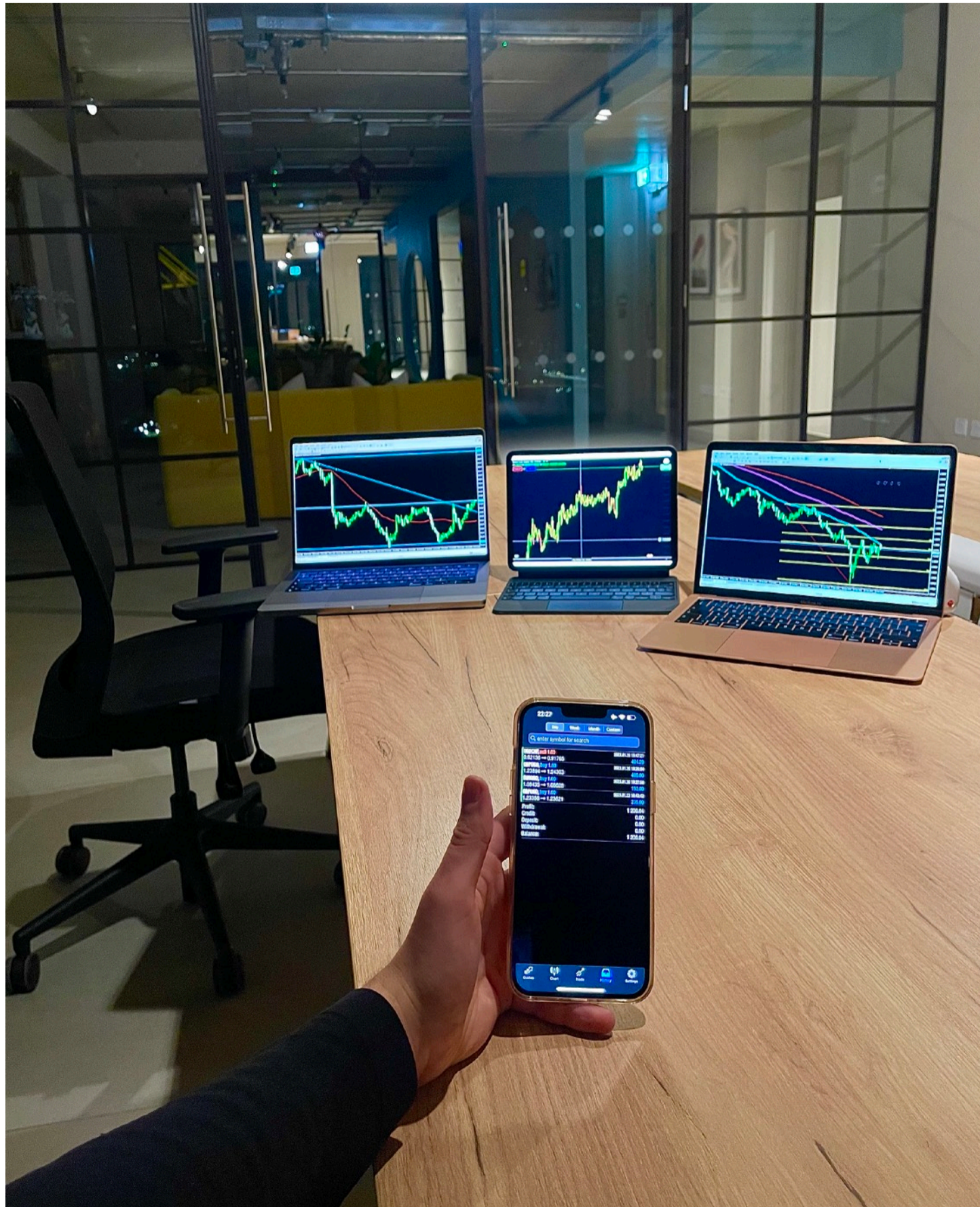
I also want to share with you how forex changed my life and help you achieve your own financial success. I will teach you the exact way I turned \$100 into \$10k within 40 days & how many others have completed the challenge too. I've completed it several times from my laptop while travelling around the world, and others have done it multiple times too.

As you can see from the pictures below, I am currently writing this book in my trading office.

I am going over a few currency pairs that I will be trading for myself and sending out to thousands of members worldwide for them to copy and profit from.



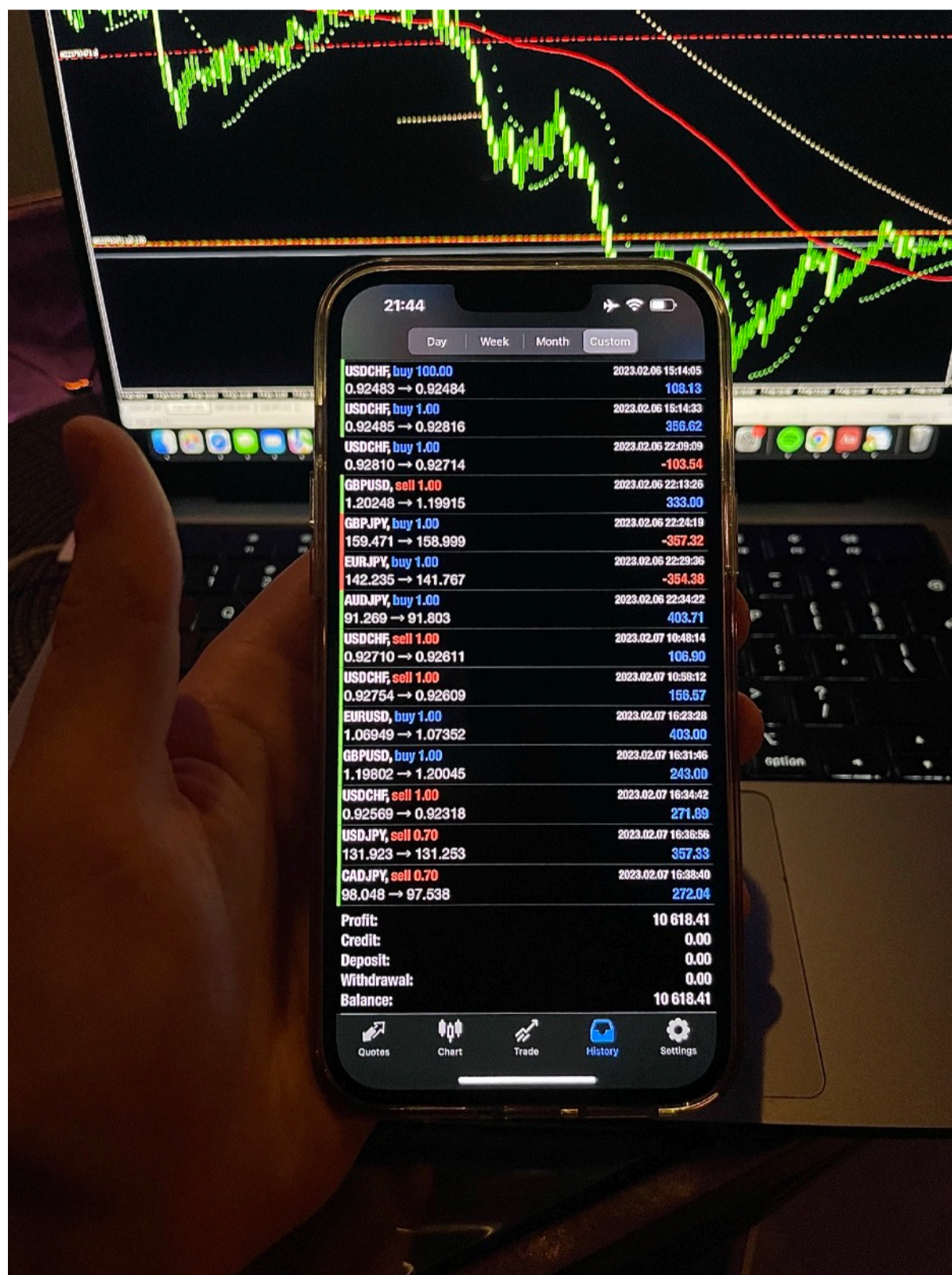
Yesterday morning I closed 4 trades of mine in **\$1200 profit**. These trades were found using the strategy that I will be teaching you in this book today! I also sent out all of these trades to members who copy my trading signals live



(Here is a picture of yesterdays profits from my trading office)

This book will guide you and show you some of my own tips and strategies while giving you an inclusive insight into my life and how I achieved my own financial freedom. I'll explain how I first started my successful forex journey and overcoming many obstacles and challenges along the way. After years of testing out different strategies in forex trading I have achieved my own financial goals with a specific powerful strategy which you will learn in this book.

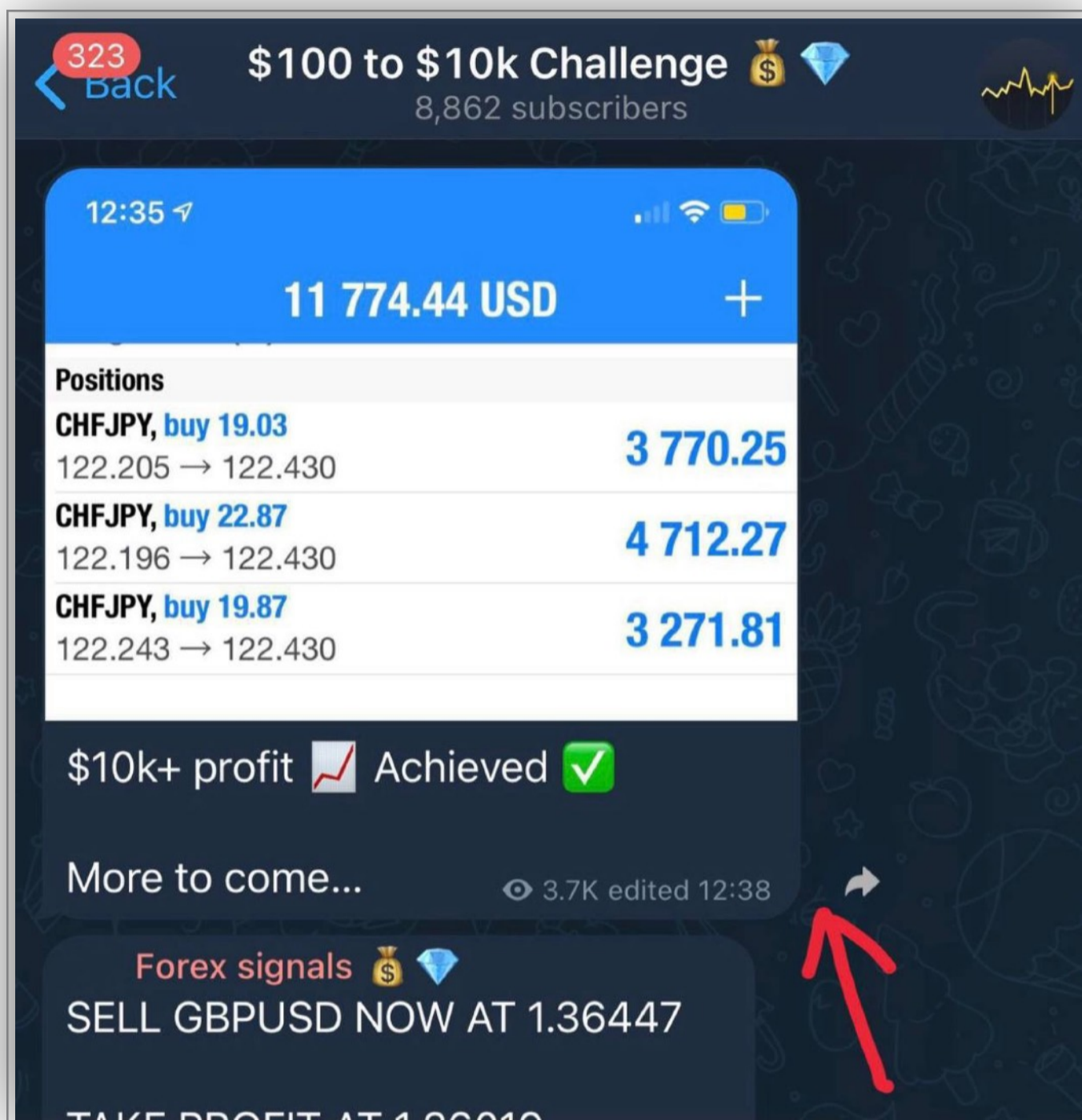
As you can see below, I grew one of my accounts into \$10,618 within 36 days starting with exactly \$100 using this strategy!



I'll be showing you how to trade like a professional while removing all the complicated and useless time wasting things that many people get caught up into. At the beginning of my own forex journey I bought multiple books to educate



myself but instead of helping me understand about forex I was left feeling even more confused! This book will be using easy to understand diagrams and infographics throughout which will give a much clearer overview.



As you can see above, here is another of my trading accounts which closed in over \$11,774 profit within 40 days. I shared all the exact same trades that I completed the \$10k challenge with to over **8000+ traders LIVE**

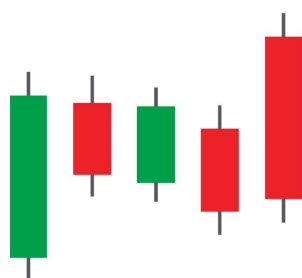
So I'm sure you're probably wondering how you could also grow your trading account like this and how thousands of others have done the exact same thing using the methods I'm about to teach you...

Forex is exciting and full of profitable opportunities on a daily basis. I want to lead you away from those first impressions of reading complexed economic news and using complexed strategies. Forex is for absolutely anyone; old, young, rich or poor, and with this simple yet powerful strategy, it can lead to financial freedom.

Over five trillion dollars is traded over the forex market each day and just **0.0001%** of that could easily set you up for life.

Who really wants to work a regular 9-5 job, working for somebody else and being part of the daily rat race? My question to you is what would be a comfortable amount of money each month? **Would it be \$2000, \$5000, \$15000 or even \$25,000?**

It sounds like a lot of money but this is what I was basically earning as a 21 years old (A few years later after I dropped out of college taking the biggest risk of my life)... Now that I've mastered Forex and understood the simplicity of it, I'm living my financial freedom dreams all through the Forex charts and I want to help you get on the same path!



Welcome To The FxLifestyle!



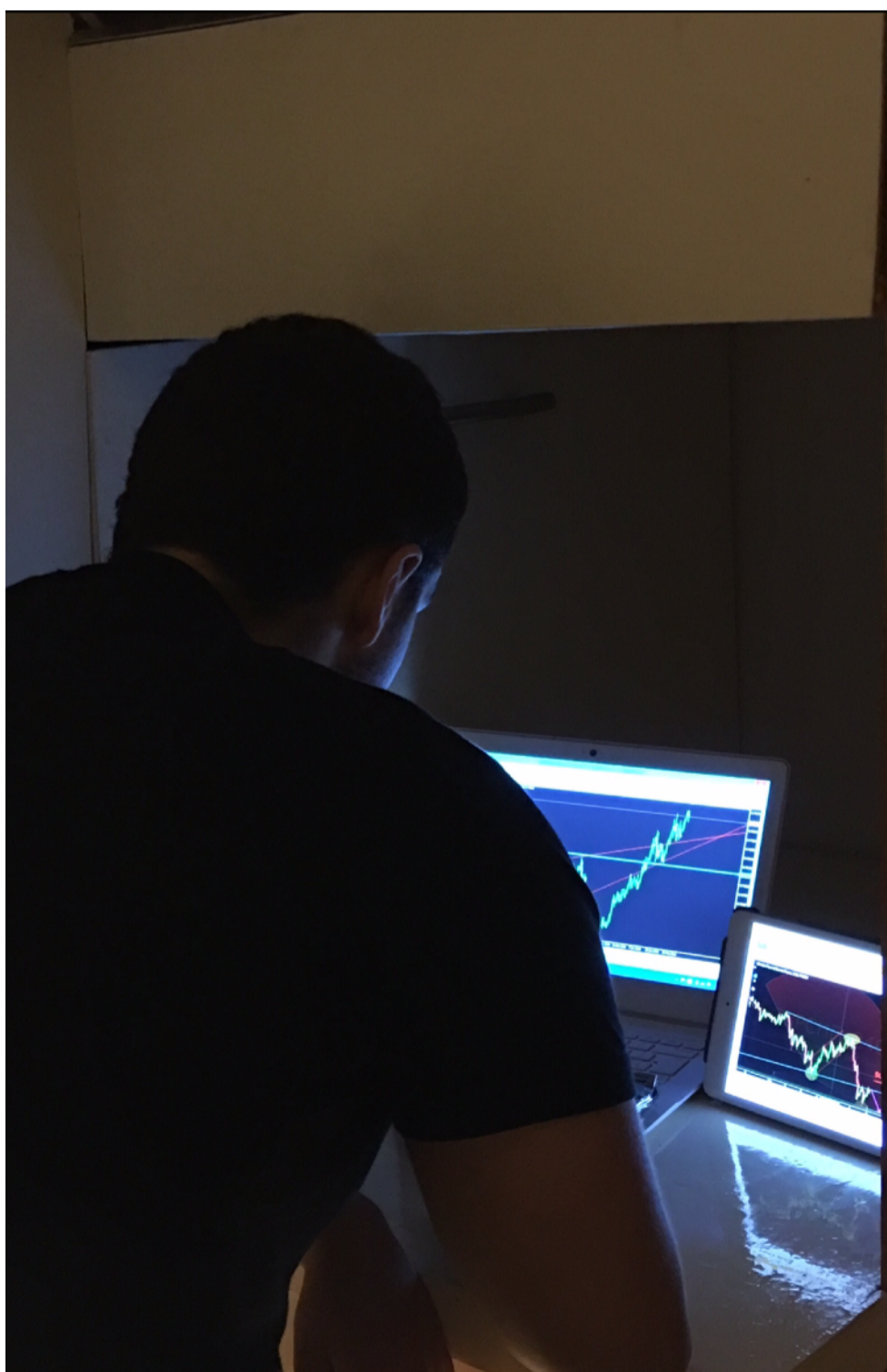
Before I get into how you could turn \$100 to \$10k In 40 days over and over again trading Forex using the simple strategy that I've used for years, I just want to show you what I've achieved using it.

SO WHAT IS FXLIFESTYLE?

FxLifestyle was created by myself, Samir Tahiri and is one of the worlds biggest forex companies which took the world by storm, gaining hundreds of thousand members who copy trades & learn from us. The FxLifestyle trading company is currently in the process of opening multiple trading offices all over the world, including London, Dubai, New York, Sydney and Los Angeles with both myself and a large team of dedicated forex trading professionals.

The crazy thing is that this all started of as a big dream.....

Here is a picture of me when I was living in my parents basement, broke, depressed, confused & trying to achieve success trading Forex.



I used to stay up late at night up until 4am just watching the markets move and I would try my best to understand what the professionals did to predict the market directions....

I spent a whole month trading on a demo account and I started to notice where I was going wrong and what I was doing right. My first goal was to turn **\$100 into \$200** (which I did in 2 days) ... the next goal was to then turn **\$200 into \$500** and then **\$500 into \$1000** etc....

After the first month on a demo account, I turned **\$100 into \$1.3k** which was impressive as I was still fairly new to the trading game.

My confidence grew and I felt that I was ready to start trading real money as I was in a desperate financial situation, I had so many goals in life but I had barely any money to my name.

So I decided to use the last bit of money that I had saved in my bank (**less than \$100**) ... it was a BIG risk because at this point I had already dropped out of college the year before & I was also jobless too.

Once I deposited the last bit of money I had, I took 3 trades and left the trades to run overnight. By the morning my account balance was at **\$179** (a nice small growth)

My confidence grew higher so I decided to trade even more but that same night I lost everything... I questioned what went wrong, I was confused because everything was going right.

After realising that **90%** of what I did was right, such as analysing the market correctly, not over trading etc... I realised **10%** of what I was doing was completely wrong.

What was wrong? The simple answer:

RISK MANAGEMENT

The **NUMBER 1 RULE** In the entire Forex trading niche OR even stocks, crypto etc..... is **RISK MANAGEMENT!**

Without risk management you will literally be gambling your money away. Risk management is the real secret to my success and for those traders and investors who have made **MILLIONS** of dollars in the trading markets.

Have a look at the picture below to understand a little bit more.

WHY PEOPLE FAIL AT FOREX



OVERTRADING



**NOT FOLLOWING A
TRADING PLAN**



**POOR RISK
MANAGEMENT**



**NOT ADAPTING TO THE
MARKET CONDITIONS**

FXLIFESTYLE.COM



Throughout my many years of trading, I have almost tried everything such as: **Trading Robots, indicators, and more....** Some had good results but they never worked without risk management.

Why is risk management so important?

Using good risk management basically allows you to manage how much you are willing to lose per trade. Remember, some trades will go the wrong way no matter what strategy you use or how good you are at trading. You have to accept that there will be some losses when trading.

The more you focus on risk management the more you will succeed, It's that **simple**.

A good starting amount to risk per each trade could be **2%** of your available trading balance. So, for example, if you have **\$1000** in your account, the maximum loss should be no more than 2%. With this risk set, your maximum loss would be only **\$20 per trade**.

However, you could aim to make **4x** the profit which would be **\$80**

So imagine you had \$1000 and you decided to risk 2% per each trade: You took 5 trades and 3 of the trades lost but 2 of the trades won.

Trade 1: **-\$20**

Trade 2: **-\$20**

Trade 3: **-\$20**

Trade 4: **+\$80**

Trade 5: **+\$80**

Total profit: \$100

As you can see, you've lost more trades than you won but you're **STILL** in **\$100 profit!**

This is just an example of how powerful risk management is in the long term... even if your trading strategy isn't that good, it could still work!

(Don't worry, i'll be sharing my powerful trading strategy that has helped thousands of traders world wide shortly.)

After I realised how Important risk management was, I started to implement it into my daily Forex trading routine, the results came in **FAST!**

Within weeks I grew my account 10x by simply using 2% risk management on all my trades with a **4x** win rate... that was my simple goal, lose small but win **BIG.**

I started to realise my life was about to change and my financial goals were about to become a reality after years of trying literally everything.

I kept setting goals such as: **Turn \$100 into \$1k and then \$100 into \$5k** etc... It took me a few weeks to complete those but the main goal was **\$100 to \$10k....**

After realising that it's all about risk management, I decided to turn this goal into a reality and achieve it with my confident mindset. After applying the 2% risk management method and my trading strategy (which you will learn about soon) I completed the goal in exactly **37 days**, less than 40 days!

I realised what I learnt was powerful and I knew there was serious potential, I knew I could eventually grow my account to **\$100,000+ or even millions...**
(Which I have done using the risk management and powerful strategy that will be covered shortly)

How My Life Changed Using This....

After a few months of consistent results, I realised I was achieving all the financial goals I once set.

I was able to:

Drive my dream car



Travel the world while making profits



Live in the place I once dreamed of living in



Drive another dream car of mine



Live in a mansion



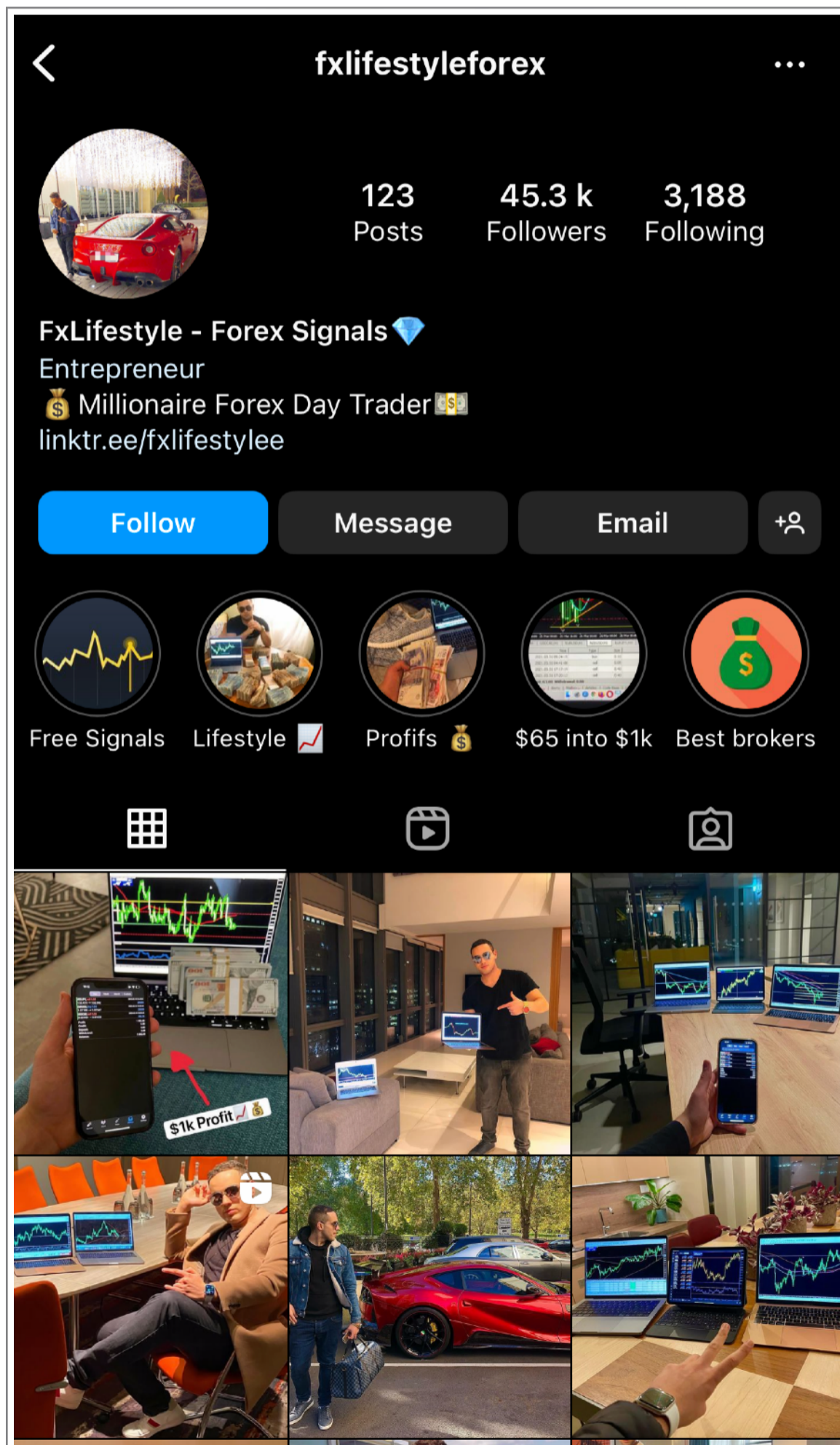
Established a Forex trading office



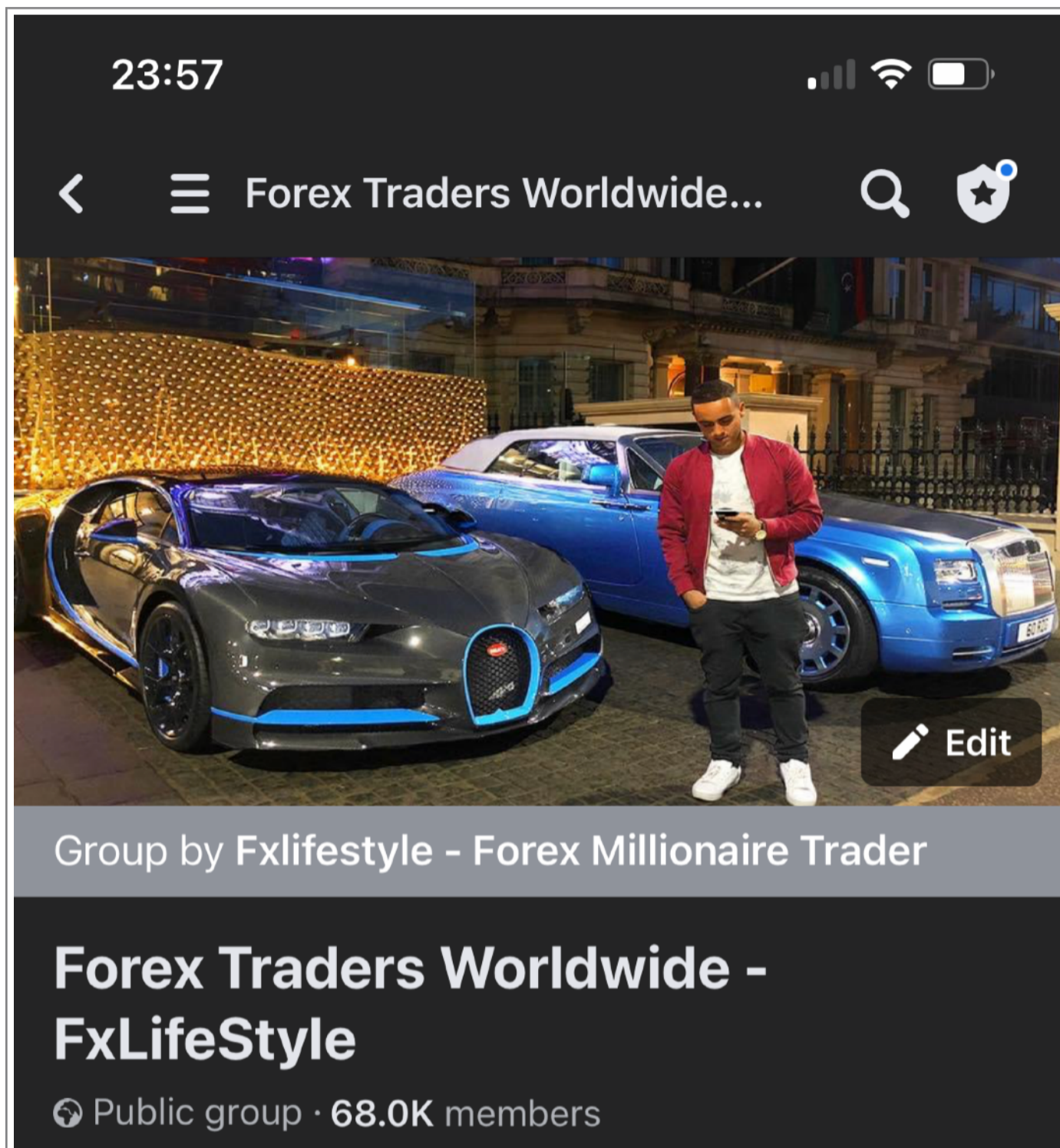
Took my mother to all her dream places



I also started to document my life to the world so I could inspire others who were going through what I went through. I started to gain a big global following because many people could relate to what I went through, but many were still stuck in that cycle.



Then I created 4 groups on Facebook and YouTube with a total following of 500,000+ traders. I did this so I could share my story and inspire the world and let them know that anything is possible with Forex trading and that you can really succeed if you work hard.



After building a global worldwide group of successful traders, I started to get recognition with major outlets reaching out to me asking me to share my story.

The Daily Telegraph

As you can see, a lot was achieved in a very short period of time... All of the above was achieved In less than **2 years**, I stuck to the simple formula that I created and I didn't change anything.

I want you to realise that you could achieve it too, let me explain something.

Before FxLifestyle.com became a global brand name with successful traders across the globe, things were never easy and I was a poor student struggling to make money while living in my parents basement. I grew up in a very deprived area in London and had seen so many others in my neighbourhood turn to a life of crime.

I was desperate to escape the life I was living but I was clueless on what I would have to do to achieve such things. Below is a picture of where I grew up in London, everything was boring, depressing and people just seemed unhappy so I was desperate for a way out!



It was also very important to make my parents proud of me as I'd seen them struggling so much in life with debts and bills and it was always a dream to be able to help them out and give them the life they deserved.

Life was very hard for them and we moved to different locations in London as my parents couldn't afford to pay their rent. I knew it was up to me to become successful in life so I could really spoil them one day in the future and help them retire early.

By the time I was 21 years old I was trading Forex as a full time career and making \$10,000+ per month while travelling the world. I started small but didn't look back, I've not only made my own fortune but helped others acquire their fortune too.

Despite outward appearances I do not take the lifestyle I live for granted. Growing up with absolutely nothing makes you appreciate things so much more. At school I always felt different being one of the poorest students in the class.

I always dreamed of going on amazing vacations, treating my parents in every way and travelling the world and of course, I wanted financial freedom. To me financial freedom meant a whole new world of endless possibilities and living the best life possible.

You can do just about anything you want in life. I've always loved travelling so it's amazing to be able to trade forex from any country in the world with only my phone or laptop. Imagine waking up anywhere you want, never having to worry about paying your rent, debts and bills and just being able to afford the finer things in life. You could live like this by simply staying consistent and not giving up.

This picture below was taken last month...I made \$2500 profit that same evening while I was on a DREAM vacation of mine with my family.



From the beginning of my trading career, the whole banking and financial industry just seemed daunting but forex trading had really spiked my interest due to it being a great way to make serious money. Also there was no set amount of money you could actually start trading with as you can use leverage (which basically gives you access to trade more than what you already have)

The number 1 reason of what attracted me to become a forex trader:

- 1. The Forex market is open 24hrs and NEVER sleeps! This means that there is constant opportunities everyday and a lot of profit to be made.**



As I grew up in a financial district (**London**) I was able to contact other traders who worked in the financial district. I began copying trade signals from a London trader I had met but although the trades were decent I was still losing some trades so I wasn't completely satisfied and felt a little confused.

I felt my own trades were better so I began spending time perfecting my own trades. This set me on my journey to start allowing others to copy my exact trades. I started to send out my best trade signals to other traders I knew and friends who were interested in trading but needed some help.

The results were very satisfying to see, some of the people who copied my trades were earning up to \$2-6k per month with low risk and high reward.

I was finally satisfied with my own signals, so this motivated me and I decided I wanted to share my signals to the whole trading world.

So FxLifestyle.com was born...

FxLifestyle.com became one of the world's leading global trading companies. I started to share my trades to the world and their results were insane.

500,000+ TRADERS WORLDWIDE



Within months of launching, I saw some members making up to \$5000 per month... and this is when i knew something big was in the making!

I started allowing people to copy the exact trades I took. I would send them the exact trade I took, where I'm taking profit etc... I then created the \$100 to \$10k in 40 days signal challenge (You'll be able to join this at the end of the book)

THE BIG QUESTION:

Many people ask me if you need to focus heavily on the news to trade Forex or if you need to just simply look at the charts and use technical analysis to complete the \$10k challenge.

FUNDAMENTAL ANALYSIS VS TECHNICAL ANALYSIS



FUNDAMENTAL ANALYSIS

USES OF FINANCIAL
STATEMENTS, NEWS AND EVENTS

LONG TERM APPROACH

USUALLY PEOPLE USE THIS FOR
INVESTING



TECHNICAL ANALYSIS

USES CHART, VOLUME AND
PRICE ACTION

SHORT TERM APPROACH

USUALLY PEOPLE USE THIS FOR
TRADING



The simple answer is: I use technical analysis **99%** of the time meaning that I just look at the forex charts and barely ever check the news (unless its a major event which could impact the chart movement)

The strategy I use to complete the \$10k challenge doesn't require any fundamental analysis (news), it just required one simple method which I'm about to show you.

The strategy that I use to complete the \$10k challenge is part of a **day trading & Scalping** strategy which means most trades close within the same day.

So, I guess it's time to talk about The \$100 to \$10k In 40 days strategy

The moment I'm sure you've been waiting for!

The strategy that you're about to learn is the SAME strategy and trading style that we have used multiple times to complete the \$100 to \$10k in 40 day challenge. It's also the same strategy used by many others who have completed the challenge too.

TRADING STYLES EVERY TRADER NEEDS TO KNOW

- **SCALPING**
HOLDING POSITIONS FOR A SEVERAL MINUTES
- **DAY TRADING**
HOLDING POSITIONS FOR A DAY OR LESS
- **SWING TRADING**
HOLDING POSITIONS FOR A SEVERAL DAYS
- **POSITION TRADING**
HOLDING POSITIONS FOR A SEVERAL WEEKS
- **INVESTING**
HOLDING POSITIONS FOR A SEVERAL MONTHS OR YEARS



FXLIFESTYLE.COM



This strategy is based on 2 powerful things:

1. Fibonacci
2. Support & Resistance breakouts

Throughout the years, this strategy has allowed me to grow some of my trading accounts very fast.

Below are some of the profits that I have been making consistently using this strategy that I'm about to teach you :

**\$4129 Profit
In 24 Hours**

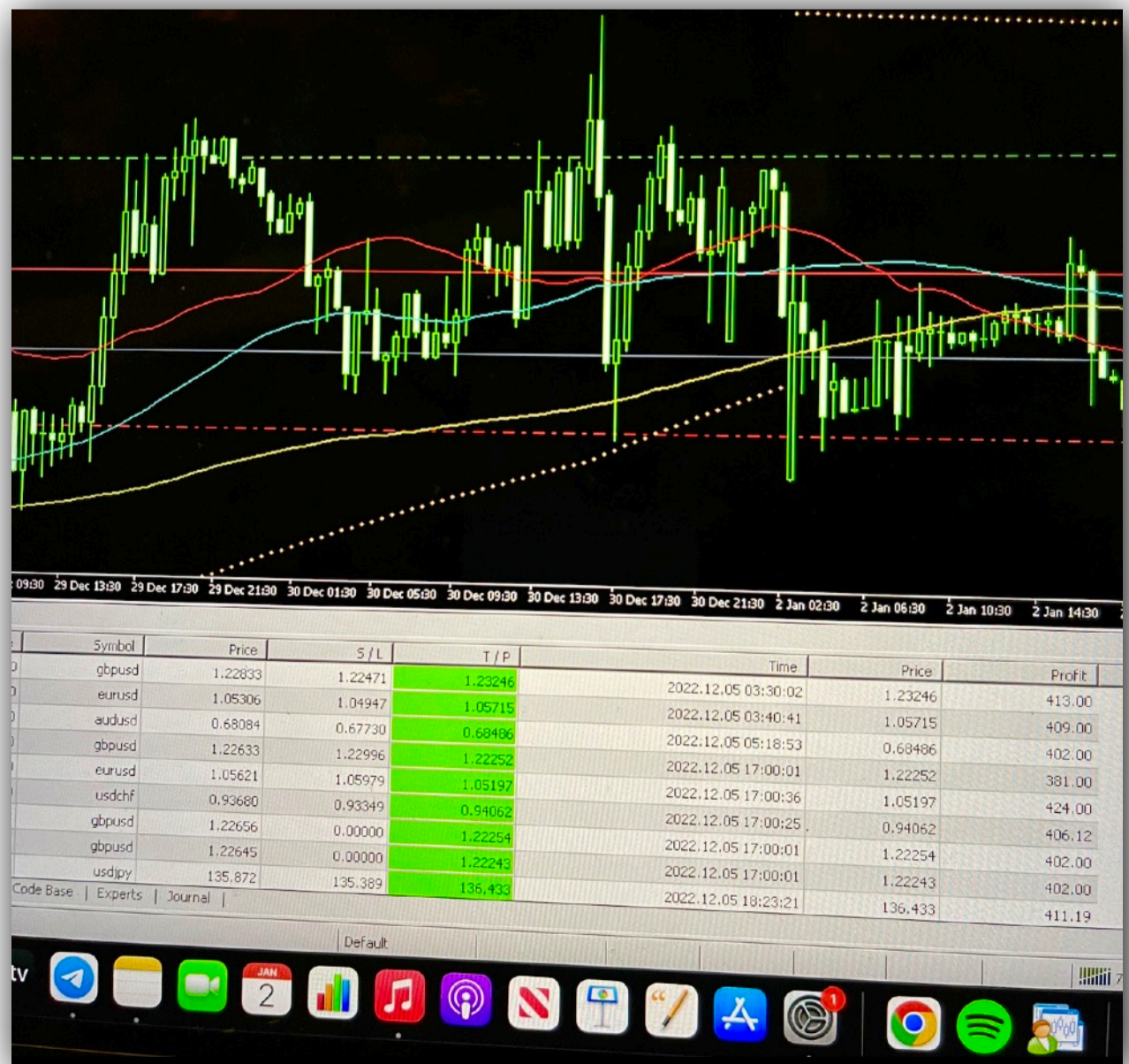


12:48 4 129.75 USD +

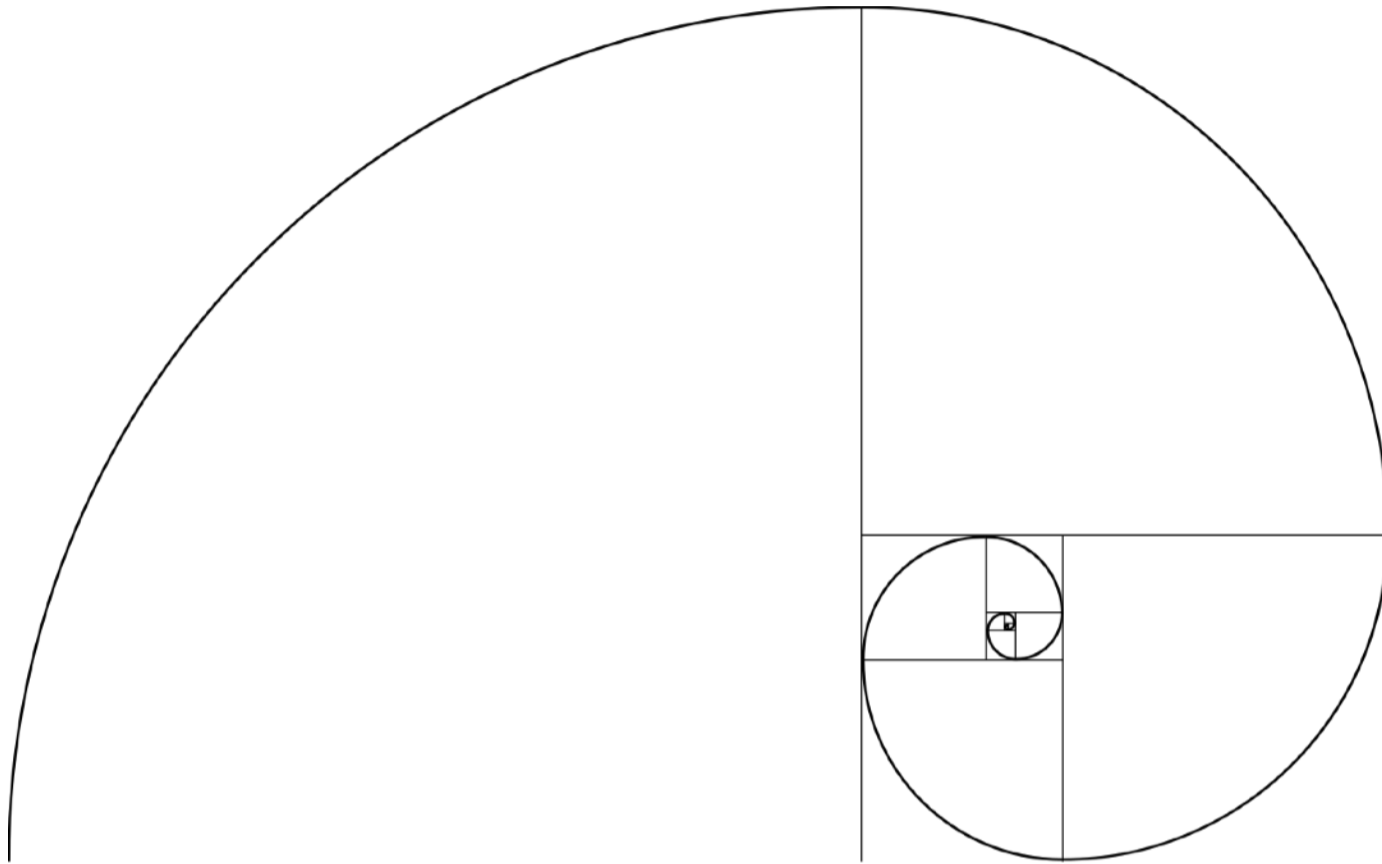
Positions

CHFJPYi, buy 4.18 123.054 → 123.457	1 483.71
EURUSDi, buy 3.39 1.12868 → 1.13138	915.30
EURUSDi, buy 3.88 1.12874 → 1.13138	1 024.32
EURUSDi, buy 3.04 1.12869 → 1.13138	817.76

**\$3650 Profit
In 48 Hours**



How does Fibonacci work?



As you can see, fibonacci may look confusing with the never ending mathematical sequences, however it is actually very simple when using it in the Forex market.

Don't worry, I'm going to guide you step by step on how you can simply use the Fibonacci Forex tool to get good trading results!

So, why is fibonacci used in the trading market by top traders & bankers?

Fibonacci is actually one of the ONLY tools in the world that can literally predict the market direction.

Yes, you read that right... It can LITERALLY predict where the market is heading!

On average, Fibonacci is accurate **80%** of the time with predicting the market.

The term for Fibonacci when trading is called “Fibonacci Retracement ”

Here is an example of fibonacci retracement in action when trading:



Now let me break this picture down more, and show you how we could have predicted what direction this trade would have gone using Fibonacci retracement.



So as you can see, this is the EXACT same trade that I showed you, but I'm showing you what this trade looked like just before it went upwards (This would have been a PERFECT buying opportunity trade)

From the picture you can see the bottom of the chart (Where it says "1") And then the top of the chart (Where it says "2")

So I drew the fibonacci retracement from 1 to 2 (bottom to top)

After I placed the fibonacci retracement, I then waited for the market to retrace back to one of the 3 key Fibonacci levels

The 3 key fibonacci levels that are the most powerful levels for predicting the market are:

0.618

0.50

0.382



As you can see in the picture above, the market retraced back to the 3 key levels: **0.618**, **0.50**, and **0.382**

.... So what happened next?



As you can see, just when it touched the 0.50 level (the golden Fibonacci number) It went shooting upwards all the way to the extension level which is 1.618 (this is where I always take my profit)

Profit Potential that could have been made from this trade:

\$700 - \$2500+

You could have made very high profits with a very low risk from this trade. (I actually took this trade and made \$950 profit from this trade)

Let me show you where I would put my stop loss and take profit.



I would have put the stop loss just below the golden fibonacci level of **0.382** and my take profit at the extension level of **1.618**

Remember, these are the 3 GOLDEN fibonacci numbers that you should always focus on:



0.618 - 0.50 - 0.382

Don't worry, I'm about to show you how to draw and use the fibonacci retracement tool, how to take profit, where to put your stop loss and how to enter the trade and more....

I'm also going to show you how to use the simple Forex strategy with the fibonacci tool to predict the market direction each day and earn profits!

Remember, Simplicity is the real key to success:

3 TRADING ASPECTS TO MASTER



ANALYSING

LEARN PATTERNS, CANDLESTICKS TO MASTER THE MARKET AND KNOW TO BUILD A SYSTEM TO FOLLOW.



ENTRIES

DEVELOP A RULE BASED ENTRY STRATEGY ALWAYS AND EVERY TIME YOUR ANALYSES SHOWS OUT AS PLANNED.



RISK MANAGEMENT

HAVE RULES ON RISK Z, POSITION SIZING AND NUMBER OF TRADES. ALWAYS PROTECT YOUR CAPITAL.

FXLIFESTYLE.COM

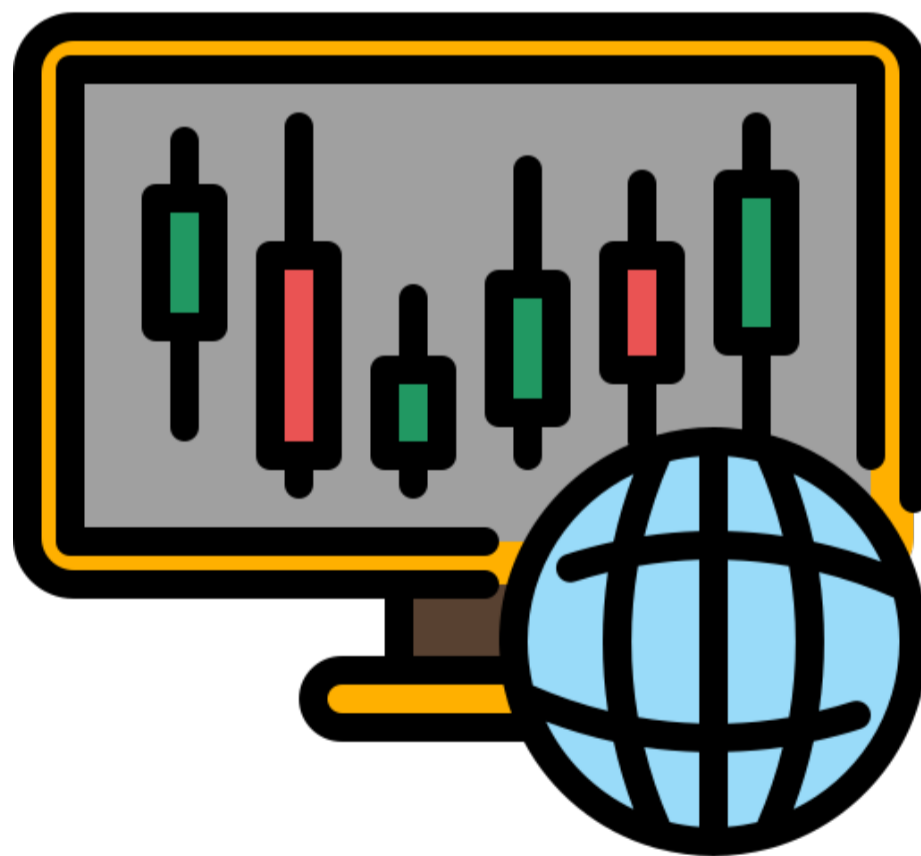


**One of the number 1 rules for this strategy and method is:
Entering the trade at the right time.**

If you don't follow this simple rule for this strategy, it won't give you the best results that you want.

P.S you'll be getting your Forex gift shortly... keep reading to get it!

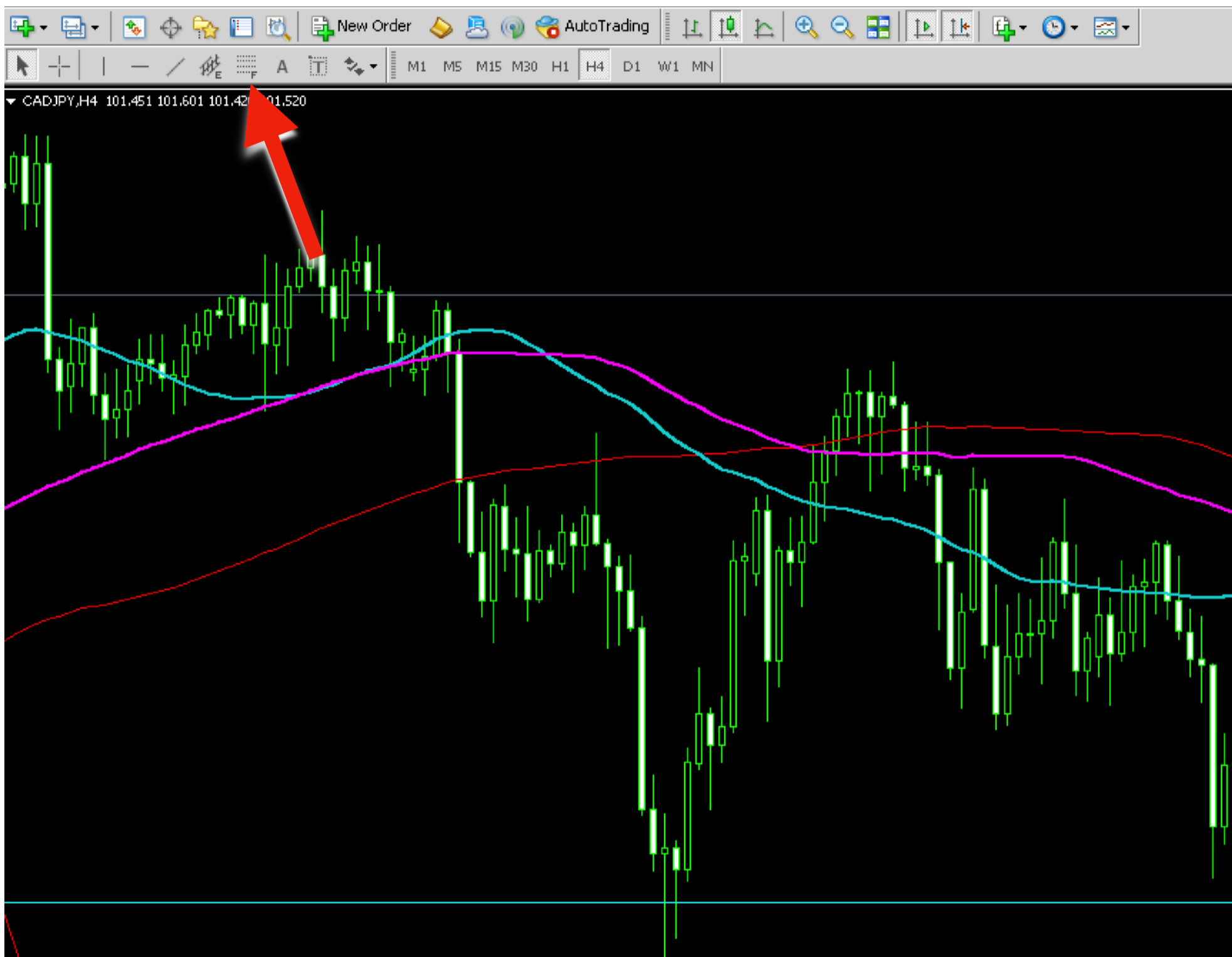
How to use fibonacci the right way



It's time to practise fibonacci the correct way, then we can start testing out the strategy and add it all up together so you can use it in the real trading world!

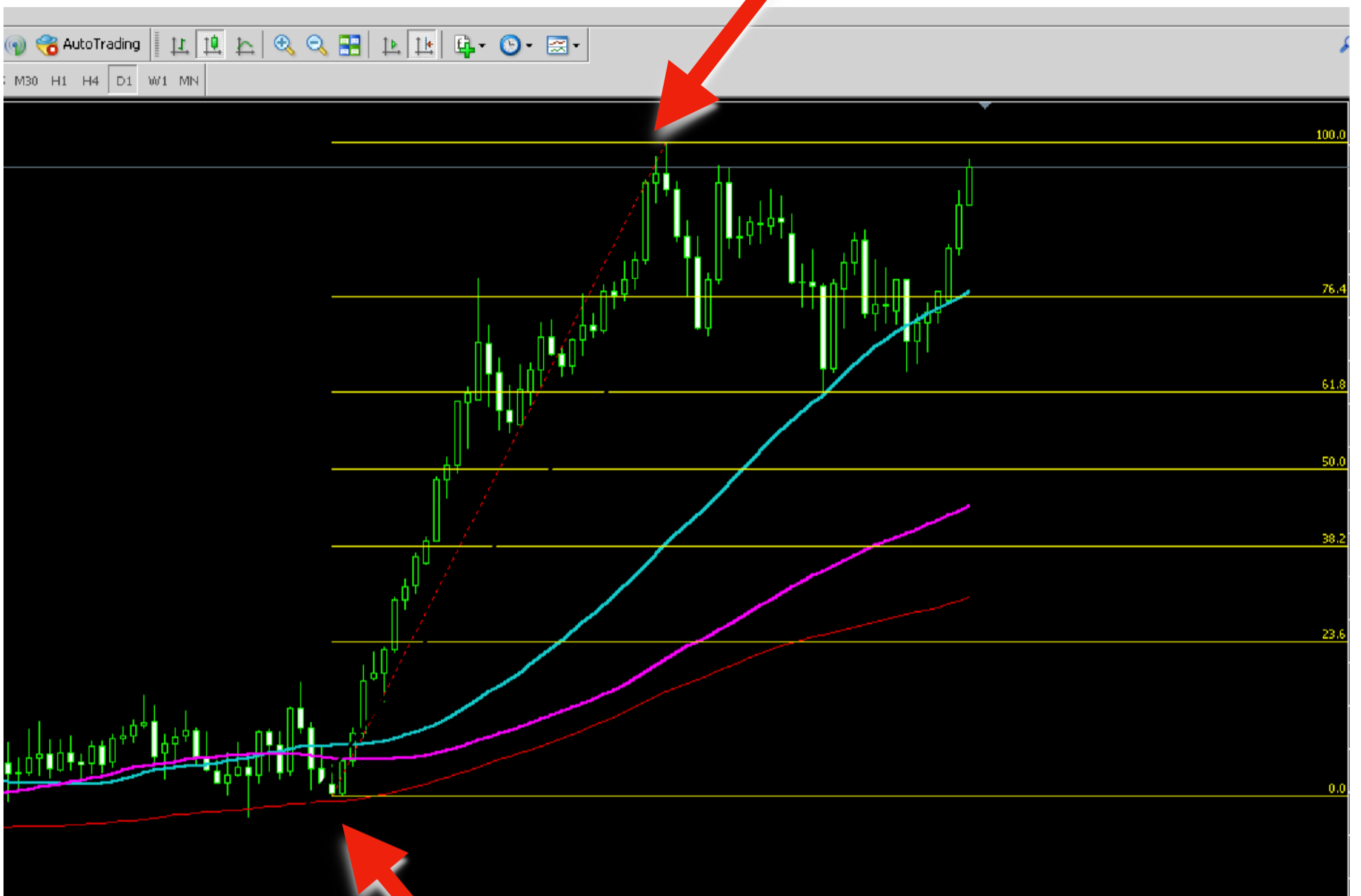
Ok, so step 1:

If you're using meta trader 4 then you can find the tool here.....



Once you have clicked on the fibonacci tool, you will be able to apply it to the chart, but first you have to find a high and low point. Let me show you an example.....

HIGH POINT



LOW POINT

This example was taken on the DAILY time frame (Which is the exact time frame we use to draw our fibonacci levels)

It is very simple, you just have to find the highest point of the chart and then find the lowest point of the chart and draw the fibonacci from high to low

How can we use this to predict market direction?

Let me show you why top traders from all over the world use fibonacci on a daily basis to predict all kind of markets such as stocks, crypto, forex and more...

EXAMPLE:

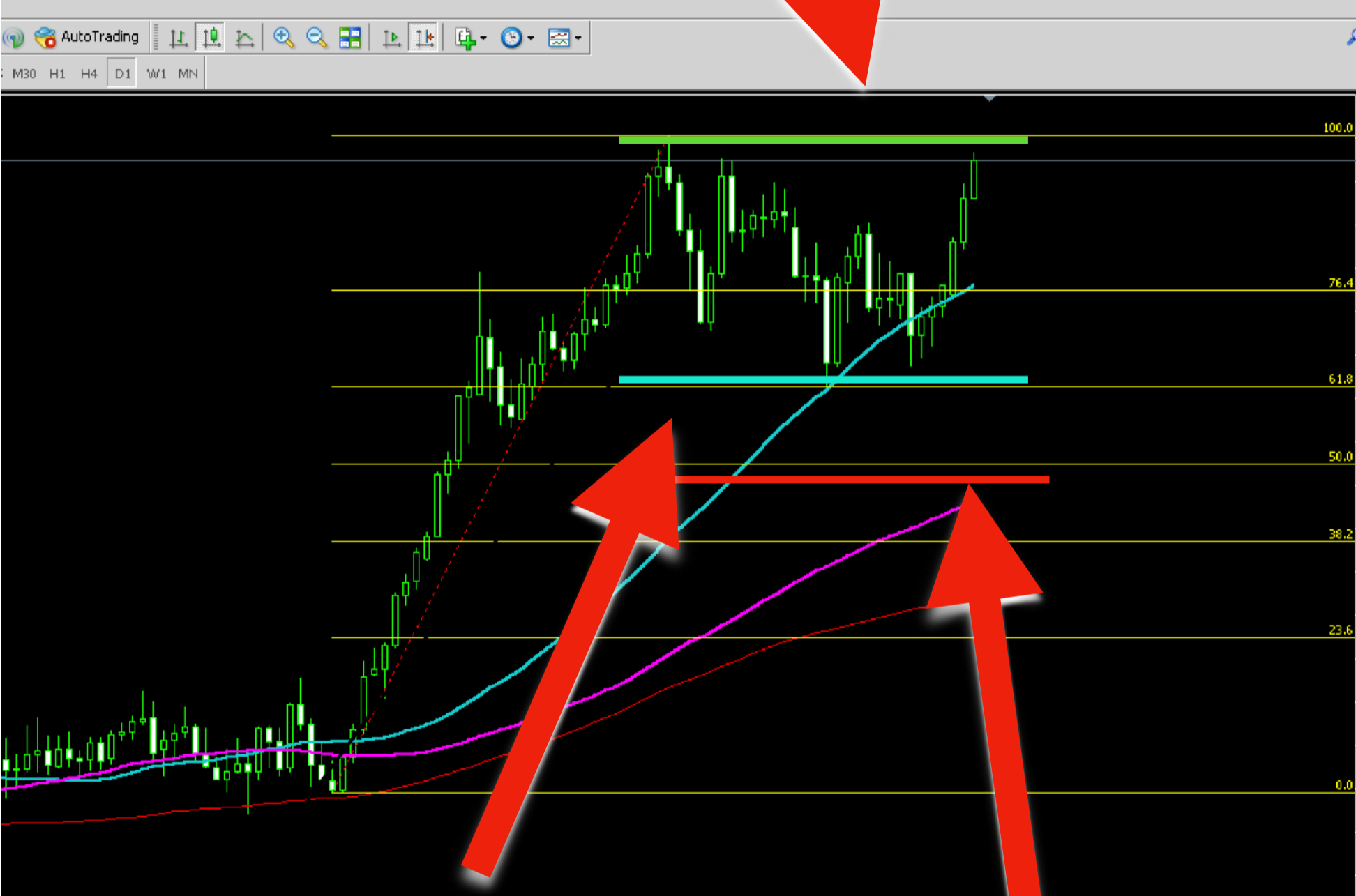


As you can see, after we drew the fibonacci retracement from high to low, the chart then hit the “magical” number of **61.8** which is known to be the most powerful number of fibonacci

Once it hit the **61.8** number, look how it went upwards (This would have been a perfect buy opportunity trade)

Let me show you how I would have taken this trade....

TAKE PROFIT HERE



ENTER TRADE HERE

STOP LOSS HERE

As you can see, the risk is **low** and the reward is **high!**

The take profit is **3x** higher than the stop loss meaning that if this trade hits profit I will make **3x** more than what I would have risked.

If you do this multiple times per week and earn **3x** or **4x** more than what you risk with a good strategy, you will basically beat the market in the long term!

This is exactly what the top traders do on a daily basis to constantly stay in long term profit.

Trade Confirmation

So, you may be wondering if you need a confirmation or an indication to use with this strategy... the simple answer is no.

This strategy is combined with 2 things and 2 things only

- 1) **Risk management**
- 2) **Fibonacci retracement**

This strategy is extremely simple and easy to master but very effective at the same time, It should only take you a few days or weeks to understand it completely.

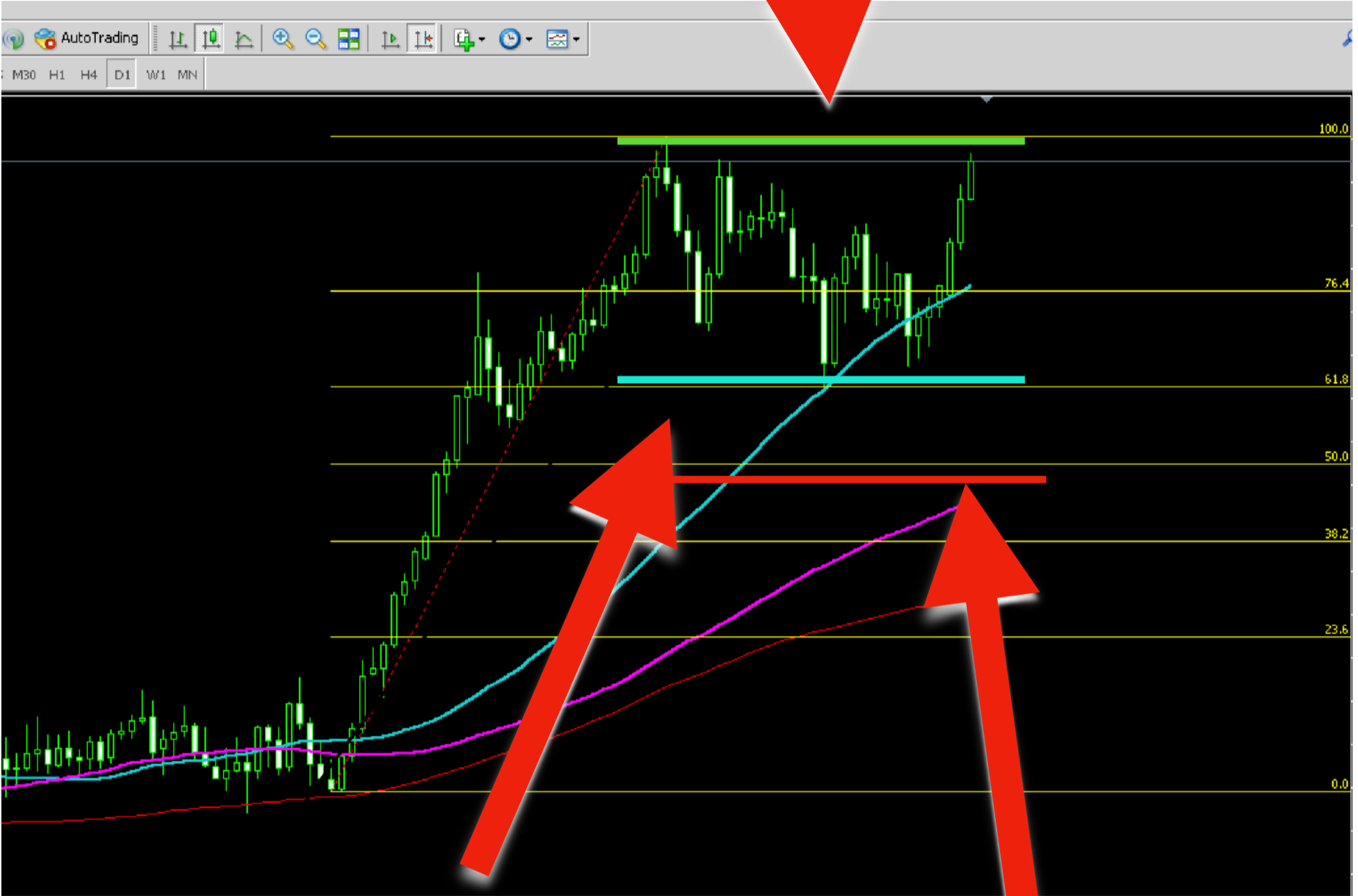
You have to always look for high and low points on the daily time frame and wait for the market to hit the **61.8 fibonacci level** and enter the trade from there.

You should always put your stop loss below the **50.0 Fibonacci level** (which is always known a golden magical number)

You can use moving averages which are basically indicators that show you whether the market is heading upwards or downwards (they're not as accurate as Fibonacci, but they can be very effective when used with fibonacci)

Look at the picture below, everything is combined perfectly. The 3 moving averages are showing that the market is heading upwards on the daily time frame (so It indicates to me that I should buy) ... Then the chart hits the **61.8 level** which also shows me that I should buy.

TAKE PROFIT HERE



ENTER BUY TRADE HERE

STOP LOSS HERE

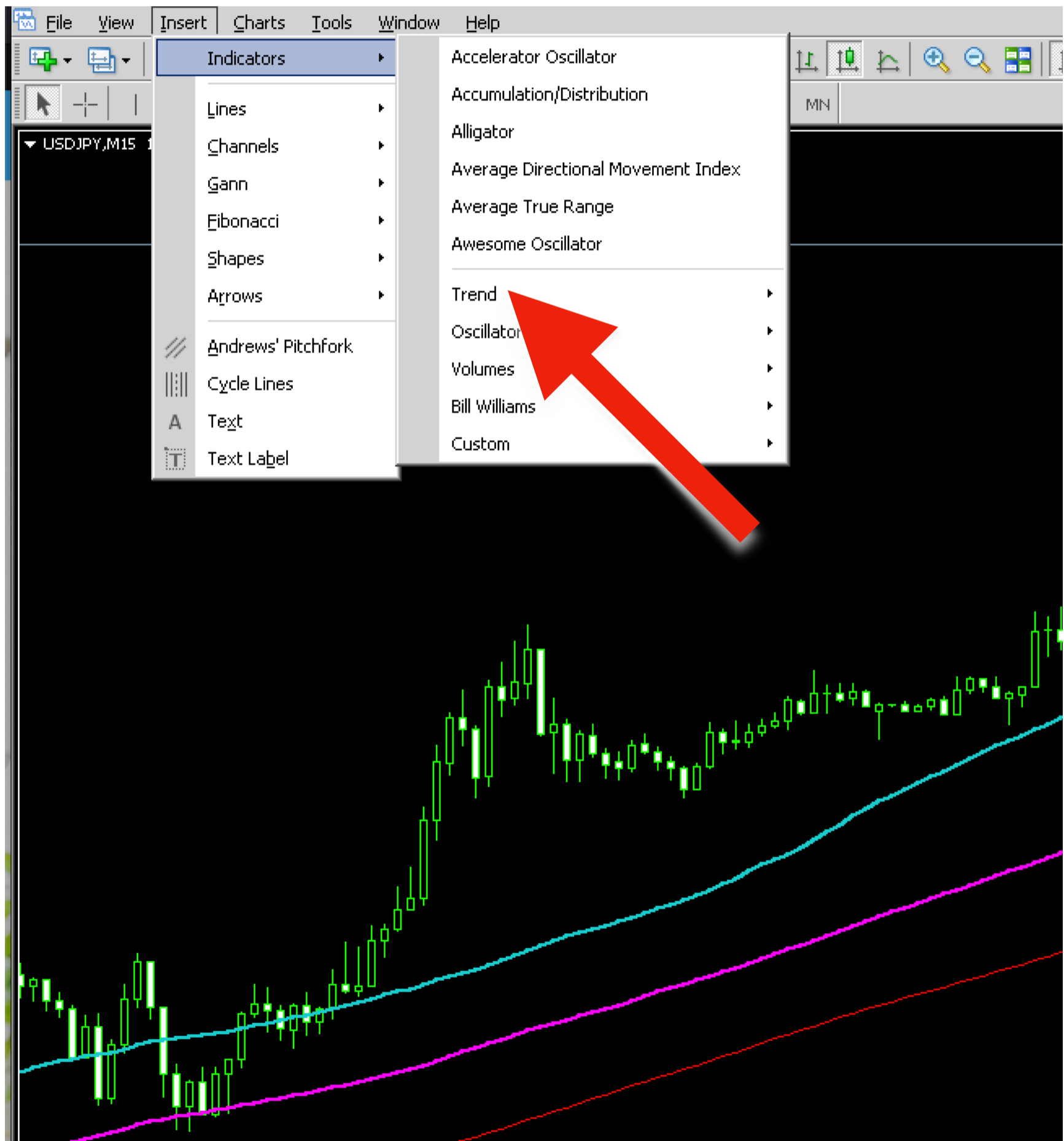


As you can see from the picture above ^ The 3 moving averages are all pointing upwards which means that the market should continue going towards the upside.

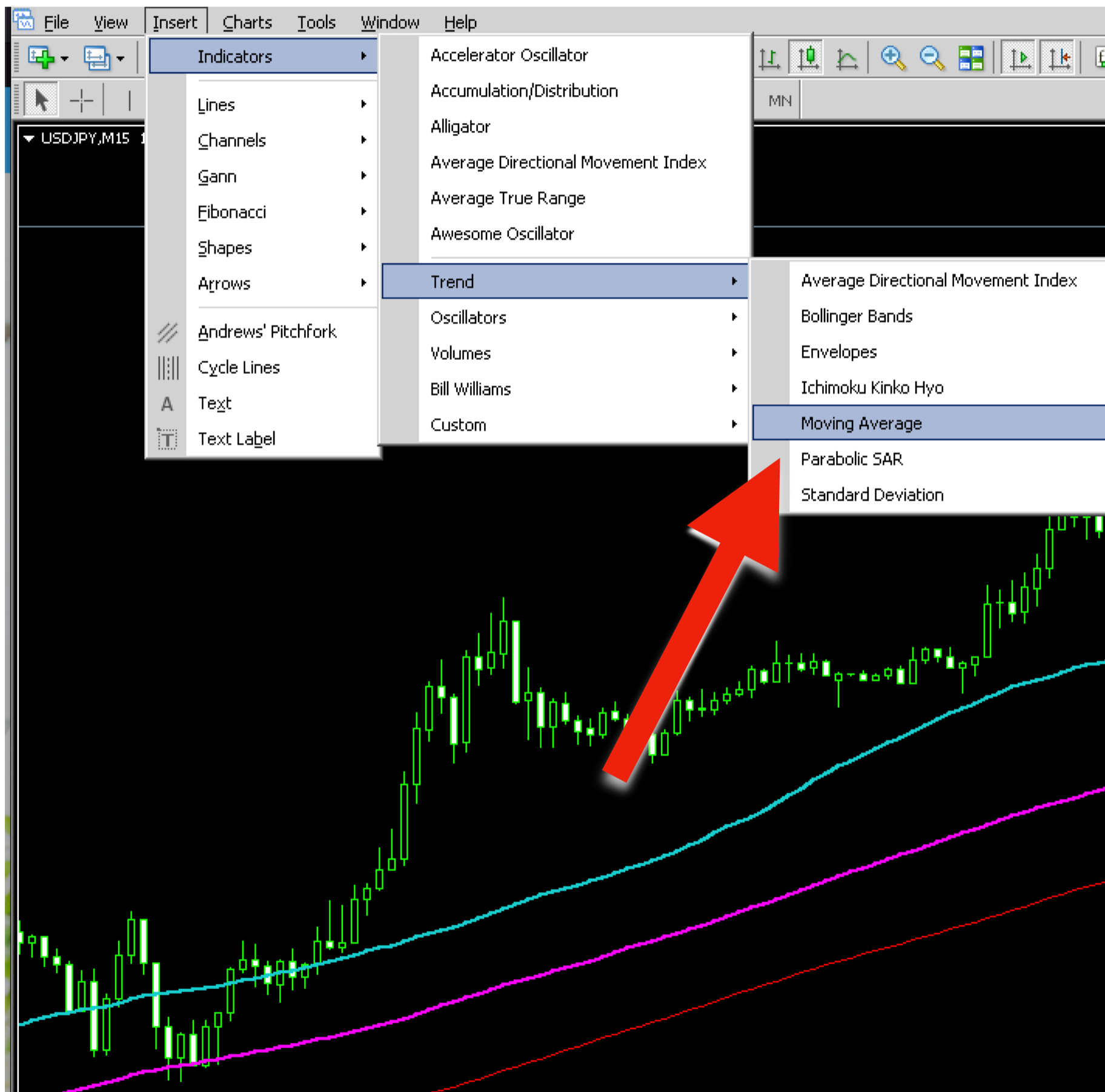
This indicates that it is a good time to buy!

Let me show you how you can set up the exact same moving average indicators that I have and how to use them correctly.

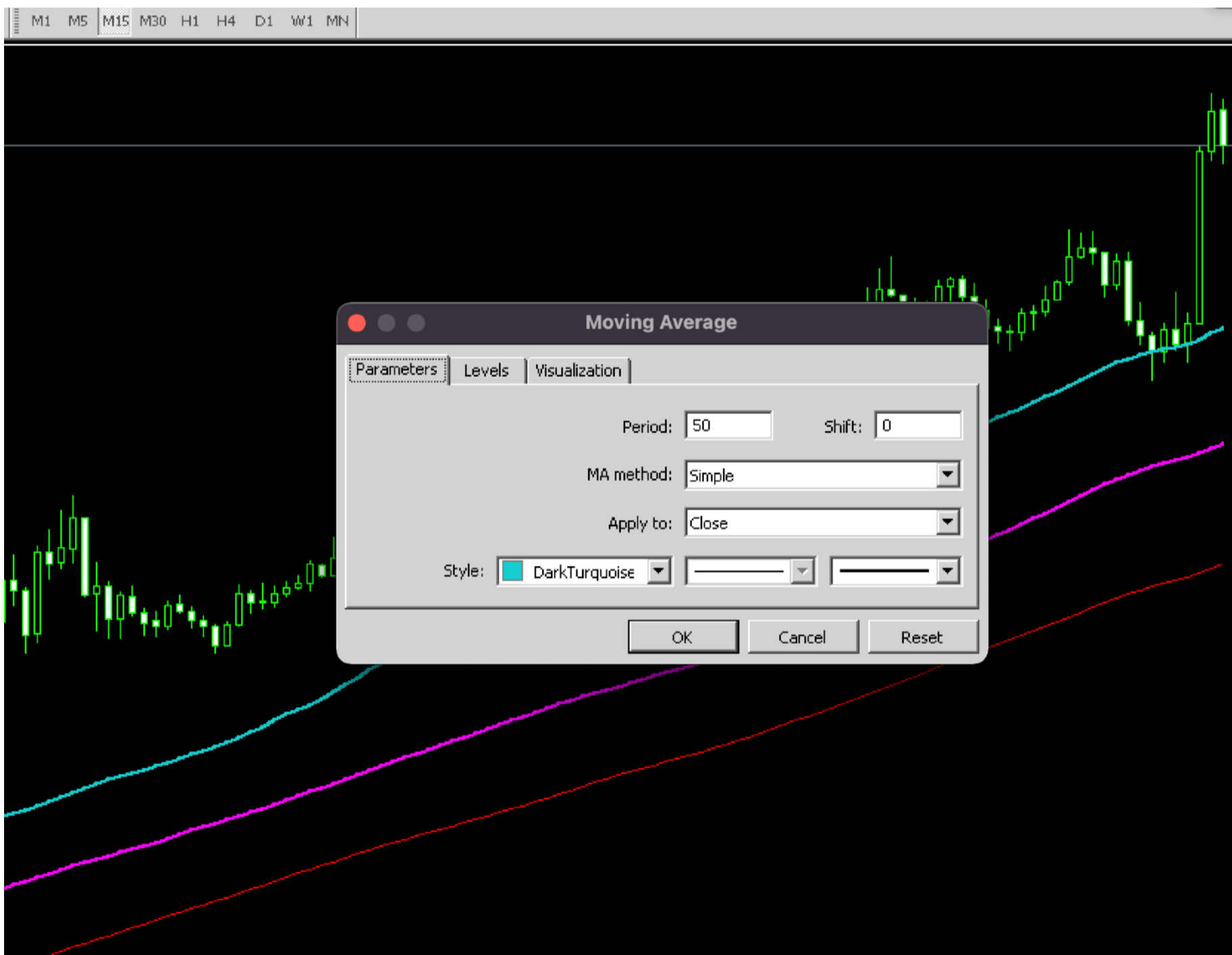
Step 1) At the top of the meta trader 4 or 5 platform, click on “Insert” then click on indicators and then click “Trend”



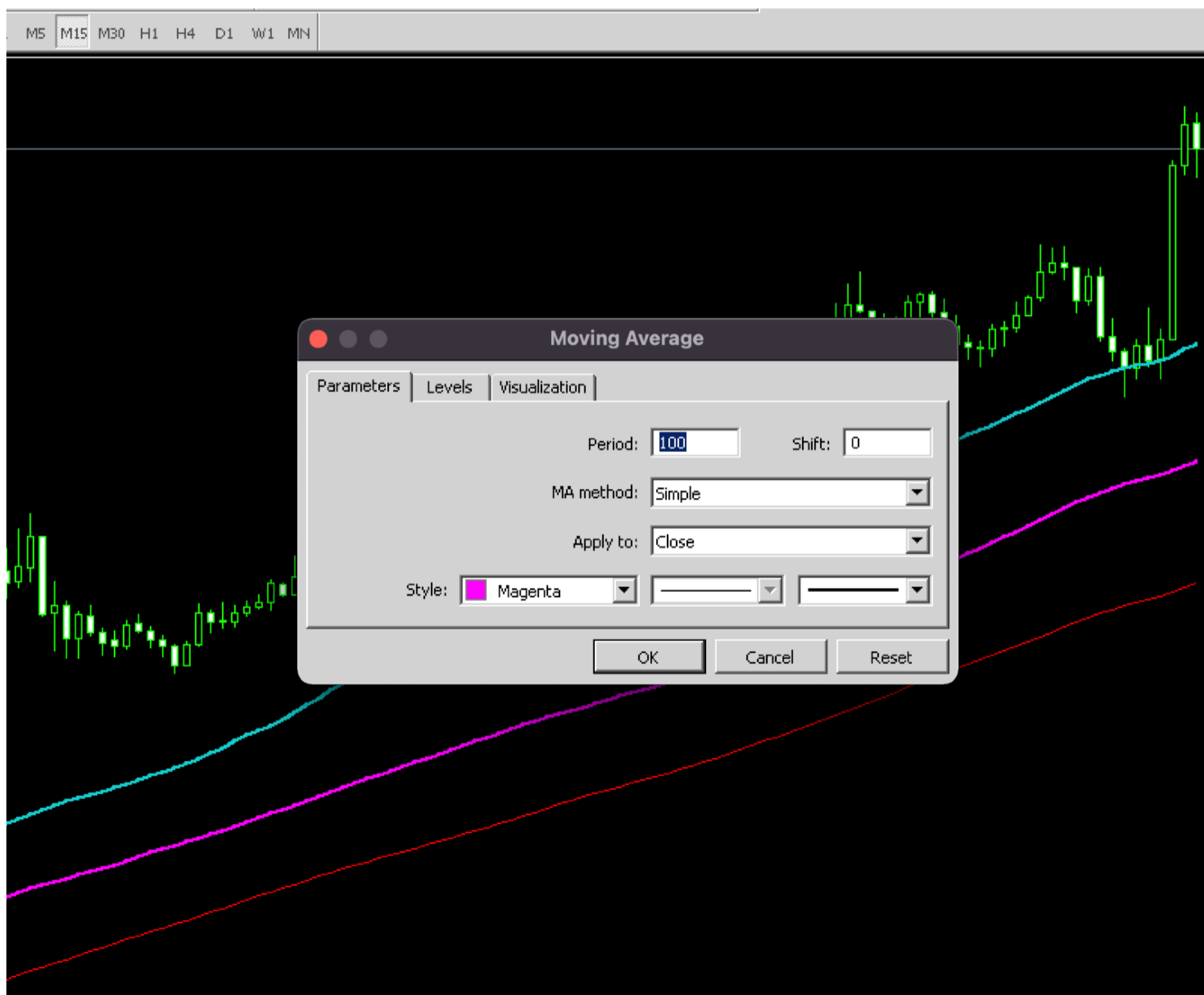
Step 2) Click on “Moving averages”



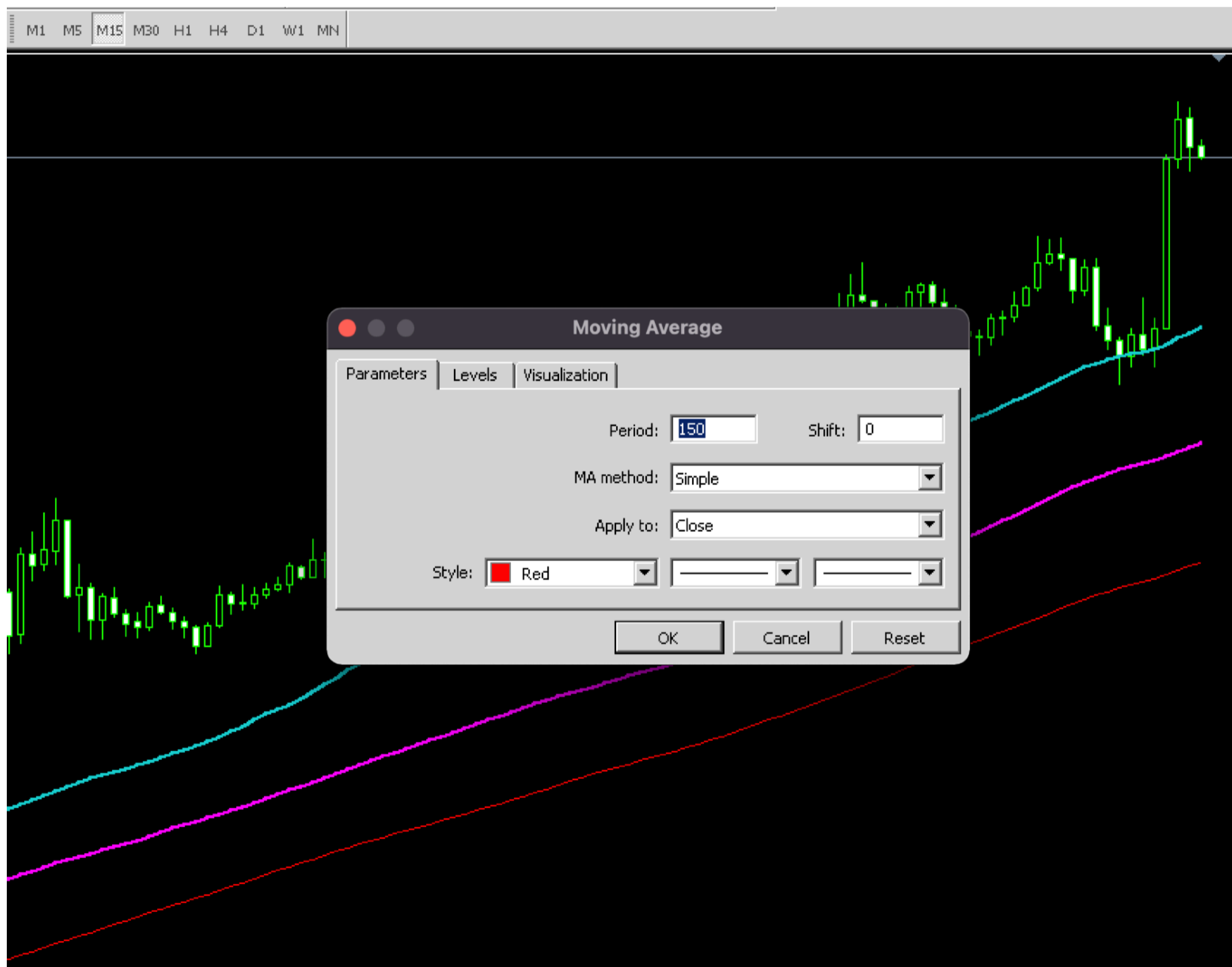
Once you click on “Moving averages” it will show you parameter settings. For the first one it has a **period of 50** (You can copy the ones below)



Here are the settings for the second moving average which has a **period of 100**. You can simply copy all the other settings which are shown in the picture right below



And finally, the last moving average which has a **period of 150**... (This is the most powerful one we use as it shows us the long term direction of the market and helps us predict better when combined with fibonacci)



Once you have added all 3 of the moving averages to your chart, you are basically all ready and set to start this powerful Forex strategy!

The simple and effective way to use Moving Averages

Here is a chart of **NZD/USD** on the **DAILY** time frame



As you can see, the moving averages are clearly all moving downwards which already shows us that we should only be looking for sell opportunities rather than buy opportunities.

STEP 2 - Apply the Fibonacci retracement tool.



I applied the fibonacci tool from high to low on the Daily time frame.

This is an extremely powerful and profitable trade opportunity which has very high reward potential and low risk.

Let me show you how I would take this trade and how you could too.



ENTER SELL TRADE HERE



TAKE PROFIT HERE

STOP LOSS HERE



The stop loss is placed just a little above the **50.0** fibonacci level

The take profit is placed at the **100.0** level

The entry point is taken at the **61.8** level



As you can see the reward is so much higher than the risk taken. If this trade made profit you will make **4x more profit** than what you could lose.

For example: You risk \$100 but you'll make \$400 if the trade wins and you only lose \$100 if the trade goes wrong!

You can even make **8x** more profit by adding an extra take profit level....


Let me show you where you would take the second profit



TAKE PROFIT 2 HERE

So as you can see, it is pretty simple and it's something you will get use to very fast if you keep testing it out for yourself.

TIPS :



- Use LOW risk on all trades, i use **2% per trade**, meaning i don't risk more than 2% of my account and wont lose any more than 2% of my account balance!
- be patient on trades and don't rush, i used to rush and lost thousands of dollars.
- Test out the strategy on a demo account before you start trading real money and perfect it.

The best tip of mine to be successful in forex trading is focusing on **risk management**.

People often complain why they are not making money and I notice how it is usually due to them not focusing on risk management correctly.

It's very important to focus on gaining high profits with small losses.

It's normal for all traders to lose at some point, it's impossible to win every trade... you will have to accept that some losses will happen but you just have to use good risk management to avoid any major losses.

Risk management is what bankers, millionaire traders use as well as myself. Not using risk management is literally like going in a casino and gambling!

Entering a trade with good confirmation as early as possible is extremely important and can affect the trade if you enter it too late.

The risk is much higher and you simply won't get the same result if for example you enter 30 minutes late.

Also, some traders may advise you to use the 5 minute, 10 minute or 15 minute chart but this isn't good as there's not enough data or accuracy and the more data you have the higher chance of winning trades.

With the daily chart or 4 hour chart you can go weeks or months back to view data. Also, history often repeats itself!

The **2% risk** management rule means you only lose 2% of your profits so its very important to follow this. 95% of traders fail because of this, leaving only the small

percentage to win and become successful. Make sure you're one of the successful 5% percent!

Some of my main tips in a quick nutshell:


1. Be extremely patient

2. Never rush trades, go through everything several times

3. Risk only 1-2% of your account

4. Read major news headlines

5. Don't over trade. There are trades everyday so do not rush if you're unsure



Lets Talk About Moving Averages And How They Make This Strategy POWERFUL



So incase you didn't know, a moving average is simply a technical indicator that traders and investors use to figure out where the market is heading in the long term.

Moving averages can give you an idea of which way the market will be heading in the next hours, days, weeks, months or even years. They can be very helpful to your

advantage and allow you to see the bigger picture of the market.

The reality is, they are not as powerful when they are used alone.. they are more of a confirmation indicator that I use to confirm whether I should buy or sell a currency.

They also act as powerful support and resistance levels which can signal a perfect entry point with low risk and **HIGH REWARD!**

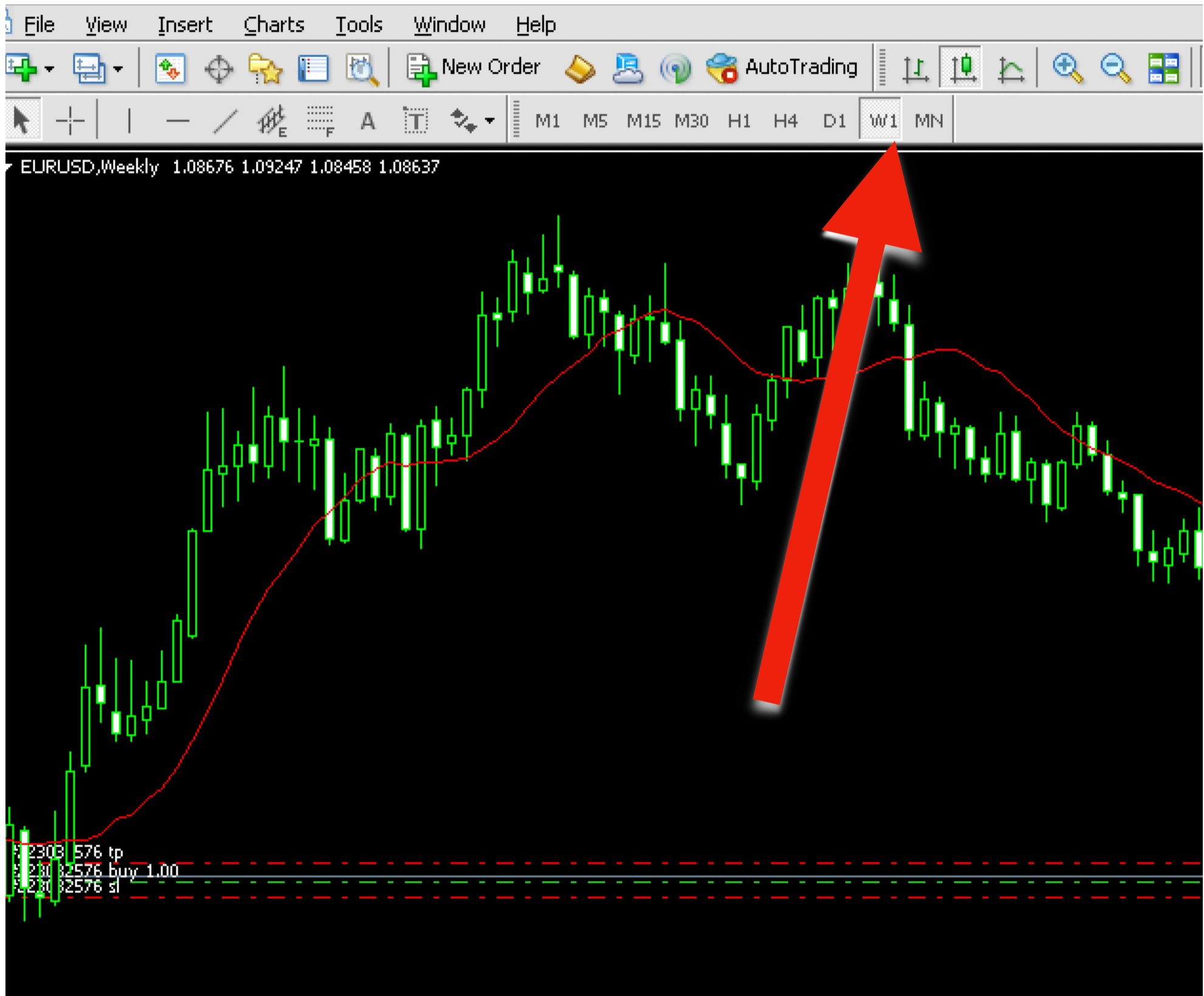
I'm going to show you some examples of moving averages and how they can be a tool for you that will allow you to find the perfect entry point in your trade.

While I'm writing this book, I am currently in a LIVE trade which you can see below: **EUR/USD**

Below is the WEEKLY time frame (which I usually look at before I enter any trade).

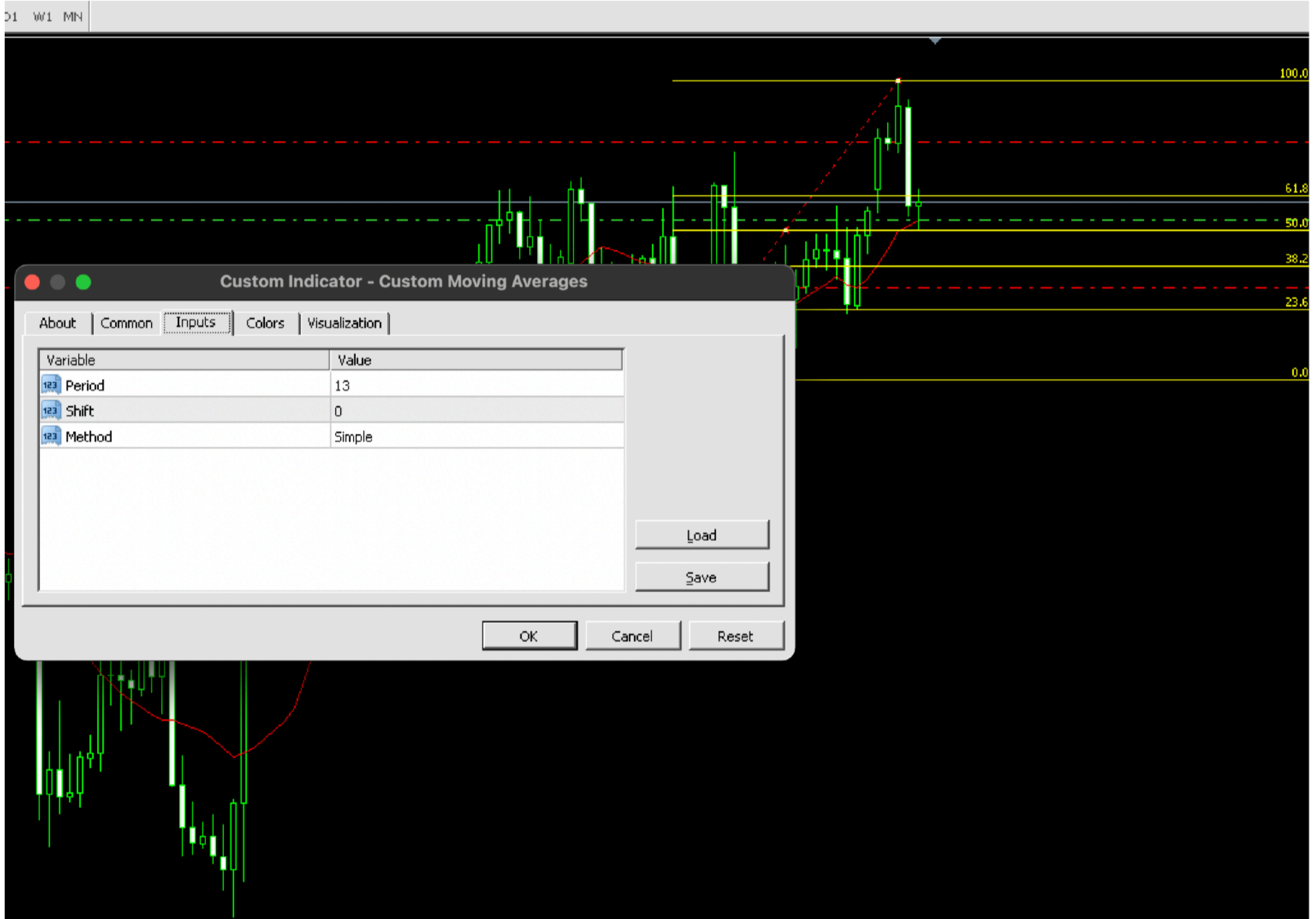


Incase you don't know what the weekly time frame is, this is it below:



It is shown at the top as “W1” Which means “Week 1”
..... every candle stick above represents 1 week of chart data.

The single moving average settings that i'm currently using on this trade is shown below:



So, STEP 1: As you can see, this is the **WEEKLY** time frame and the moving average is moving upwards!

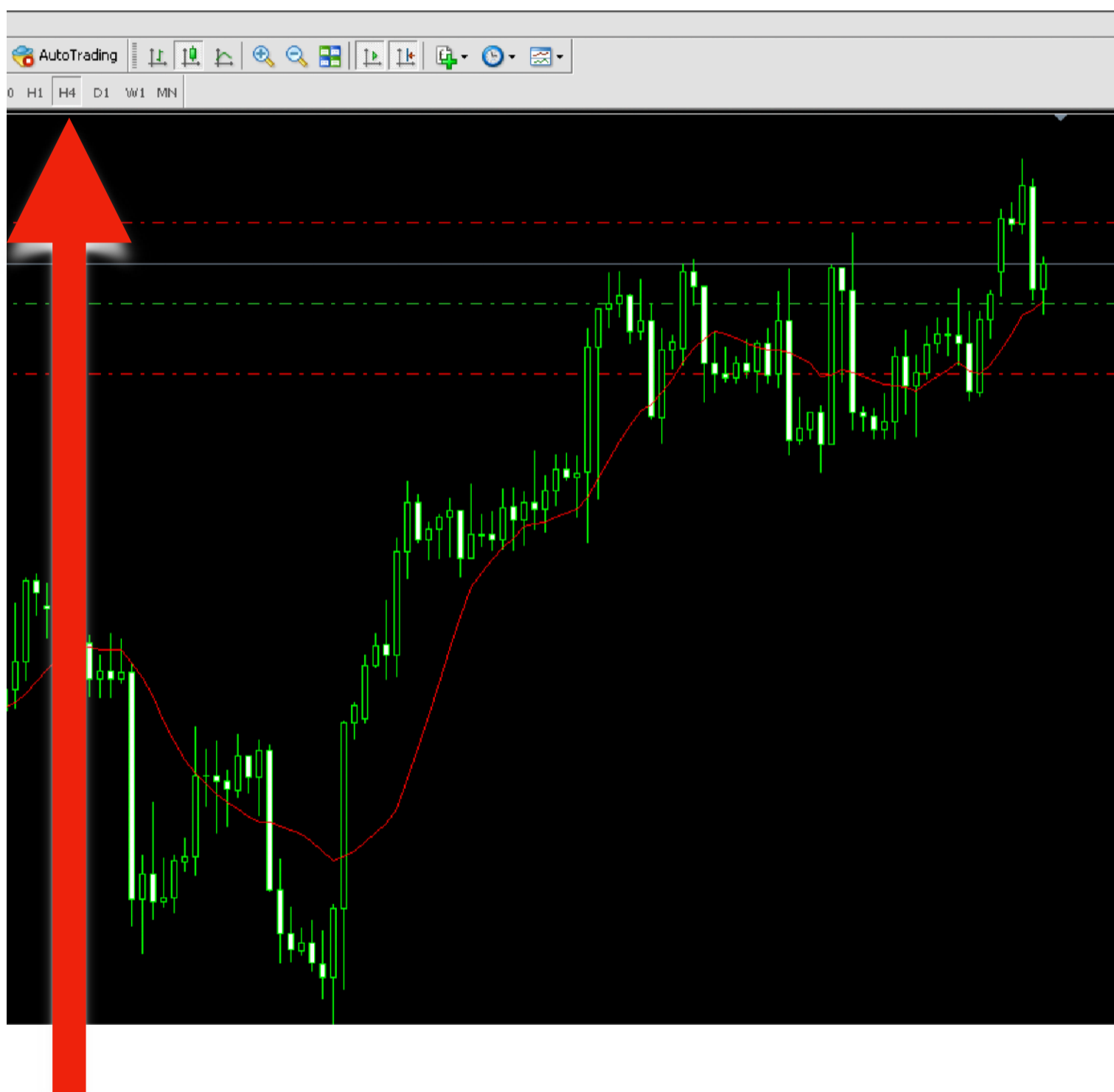


The Moving average is heading upwards

(This is the first indication that we are looking for BUY trades only)

STEP 2:

As I have now confirmed that the market is going upwards due to the moving average on the weekly chart confirming this, It is now time for me to drop down to the hour 4 chart (H4).



This is the H4 chart. Every candle stick represents 4 hours of market data.

STEP 3:

Before I took this trade I confirmed one more thing:
Fibonacci confirmation



As you can see from the picture above, I drew the fibonacci from high to low (using the H4 time frame) and I entered the trade when it hit the **50.0** Fibonacci number.

My stop loss is below the **38.2** Fibonacci number.

The take profit will be moved even higher shortly so I can earn **4x more profit**.

As of now I am currently in over \$234 profit and I only entered this trade around 10 minutes ago (I entered this trade twice for extra profit)

Profit
189.00 ✖
45.55 ✖
234.55

Ideally, I would like to close this trade when it hits around **\$800 to \$1000 profit**. My stop loss will be at around **\$250 max**.

Every few weeks I focus on increasing my take profit so that I can constantly keep growing my trading account. I never increase dramatically, I only increase by small amounts each week.

A few years ago, I was closing my trades in around \$50 profit whereas now most of my trades close in \$1000+ profit. The lesson I learnt here was **BE PATIENT** and never risk too much.

You have to be calculated and very alert with your risk management. You should also set small target goals to start with which will help you a lot with your trading.

I want to show you another way that I use moving averages to help me enter a trade.

I use the moving average to help me find support and resistant levels.

NZDUSD,H4 0.64532 0.64949 0.64369 0.64811



As you can see, the moving average was showing powerful support levels which would have been a GREAT place to enter your trade. This is the H4 time frame and the moving average setting is below:



You can clearly see that this moving average was showing a powerful uptrend and a lot of support levels which means this trade would have been a PERFECT buy opportunity.

Before we would have entered this trade, we would have make sure all our other rules were confirmed such as:

FIBONACCI

Weekly (W1) Time Frame Moving average Now, I want to show you how powerful this all really is.



I literally see it as a video game, the more you play it the better you become and understand it.

It's just a matter of practising and mastering it. I believe it is one of the best things you could learn!

If you can master the forex charts, you can then go on to becoming a successful investor in any market. You could use it to your own advantage, you'll also be able to find good stocks to invest in all through the charts.

**Now, Before I give you your life changing
Forex Gift, I want to ask you a question...**



How would you feel being able to copy a trader who has many years of experience in the market 24/hrs a day?


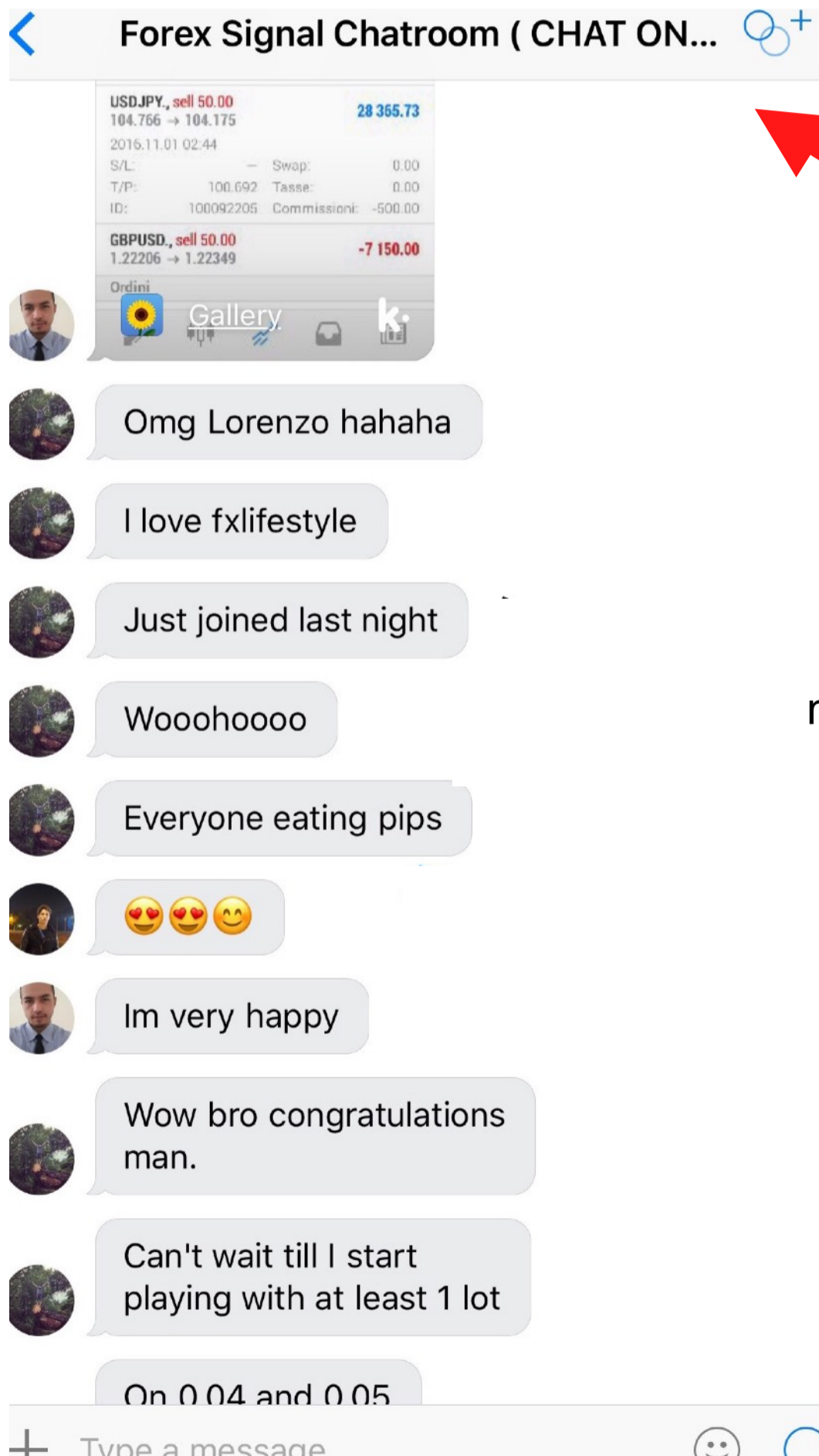
Imagine being able to copy trades that win 91.3% of the time every single day from an expert trader... Well you can!

I want to show you how you could actually start copying all my EXACT trades on a daily basis and complete the \$100 to \$10k in 40 days challenge using my trading signals...

In fact, our signals have helped thousands of members complete the \$10k challenge.

I want you pay close attention.....

Below is a picture of one of our members trading accounts. He has been using our signals for 11 months and had his highest profitable day last week (\$28k profit in 4 days)



**\$28,000
profit**

(There are 50,000+ Active members in this forex signal)

These members below have been copying our signals for several years and have grown their account significantly...




Christy Butler
1 review



Published 08 November 2017

—Been trading with these signals for ...

—Been trading with these signals for little over in a month and have double my account more then once.. Even made trades of my own.. I'm here with the fxlifestyle for life..



Mikey Bickerton
1 review



i was able to double account with ...

i was able to double account with fxlifestyle. The signals are great and the course is incredible. You will be able to learn and make money at the same time.



**This member below hit 6 figures in
less than 11 months.**

\$500,000+ In Profit...



Student From : USA

And it's not just that...

FxLifestyle.com has created :

273+

6 figure traders

8+

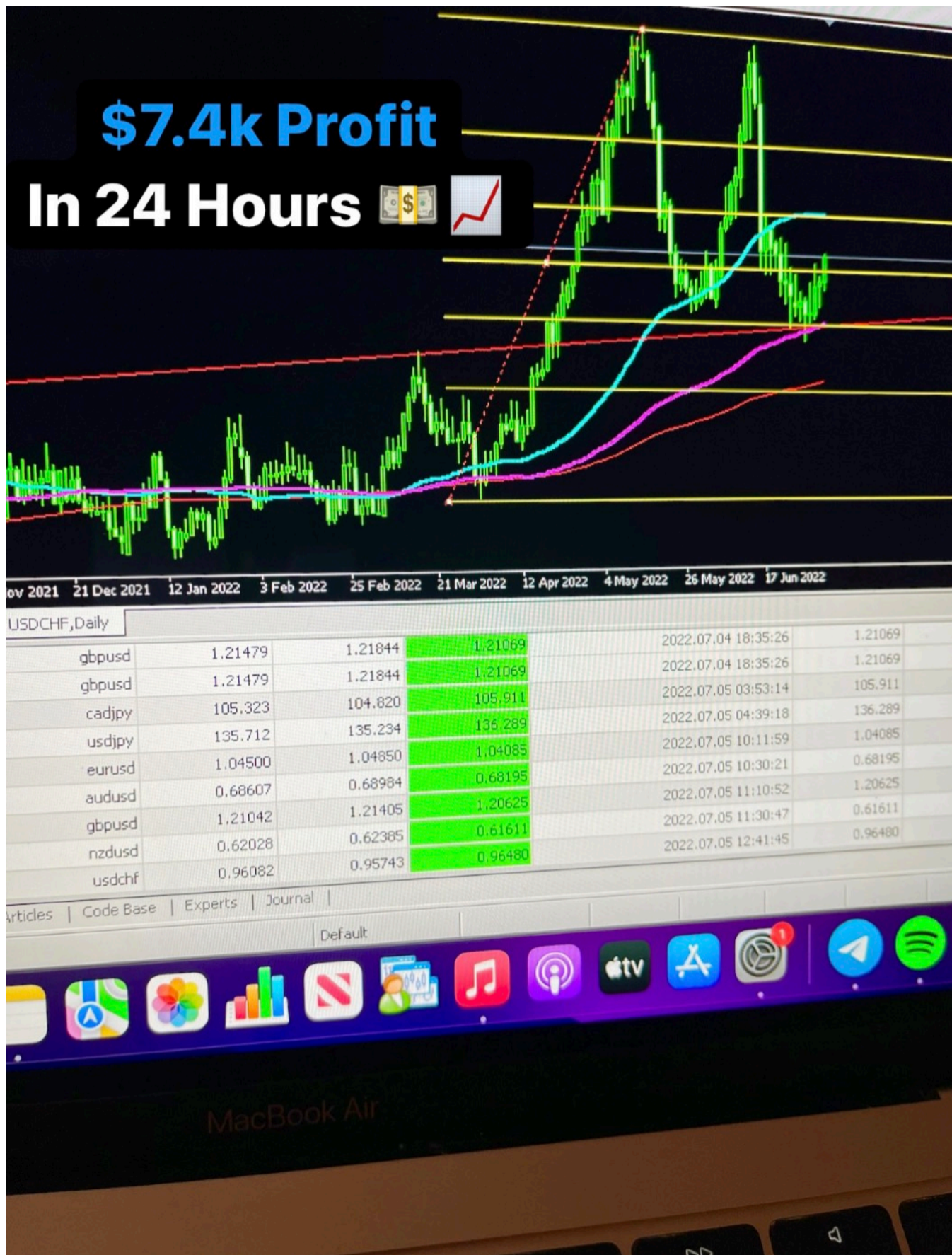
Millionaire traders

494+

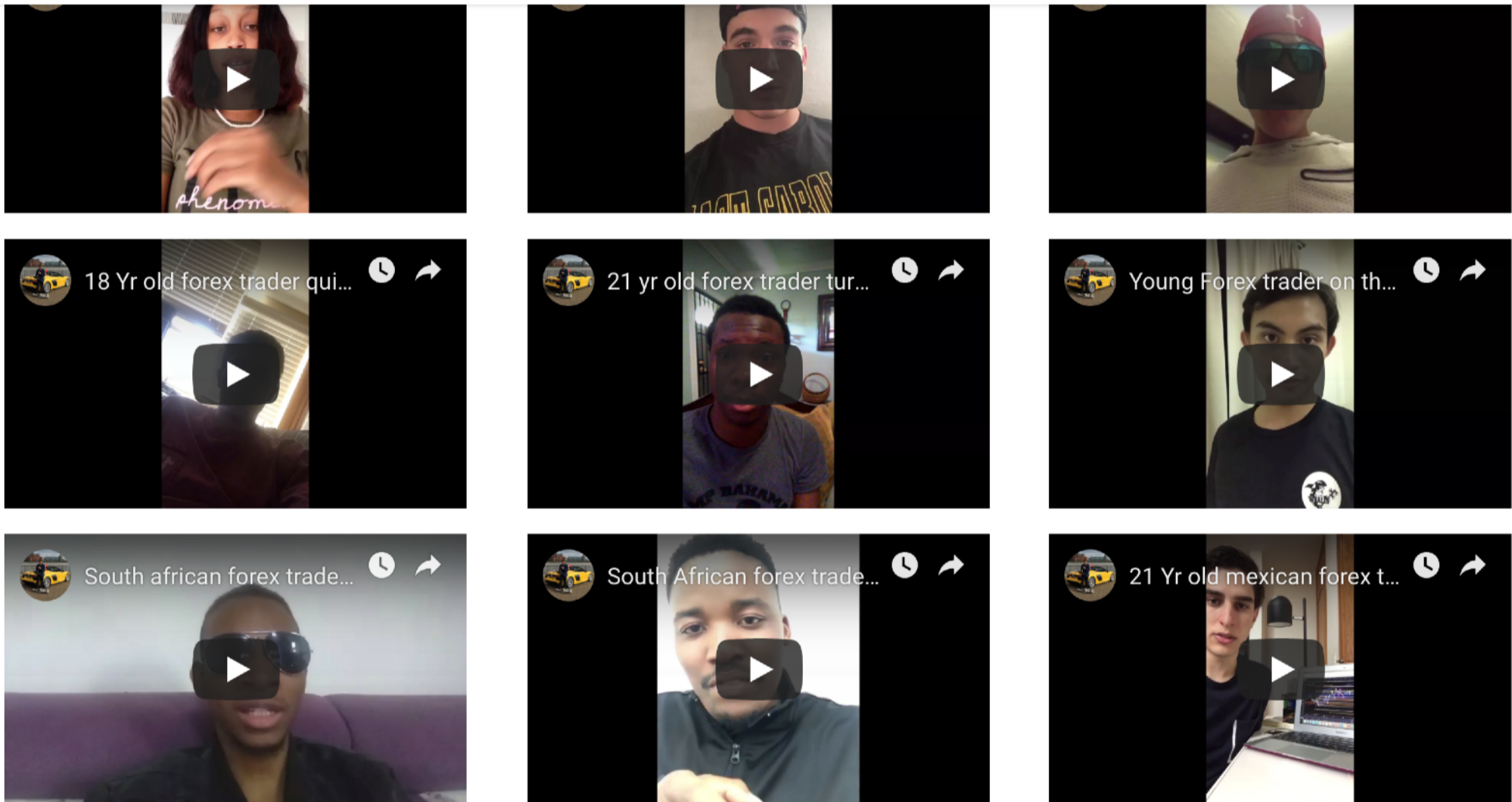
Jobs quit



Another member in our signal group hit \$7.4k profit in 24 hours copying our trades



And hundreds of other members have been making constant profitable results by copying our profitable \$100 to \$10k in 40 day Forex signals signals....



 TRUSTPILOT



So, it's finally time for your gift...

Today you're going to be able to join all of these members above and get access right now...

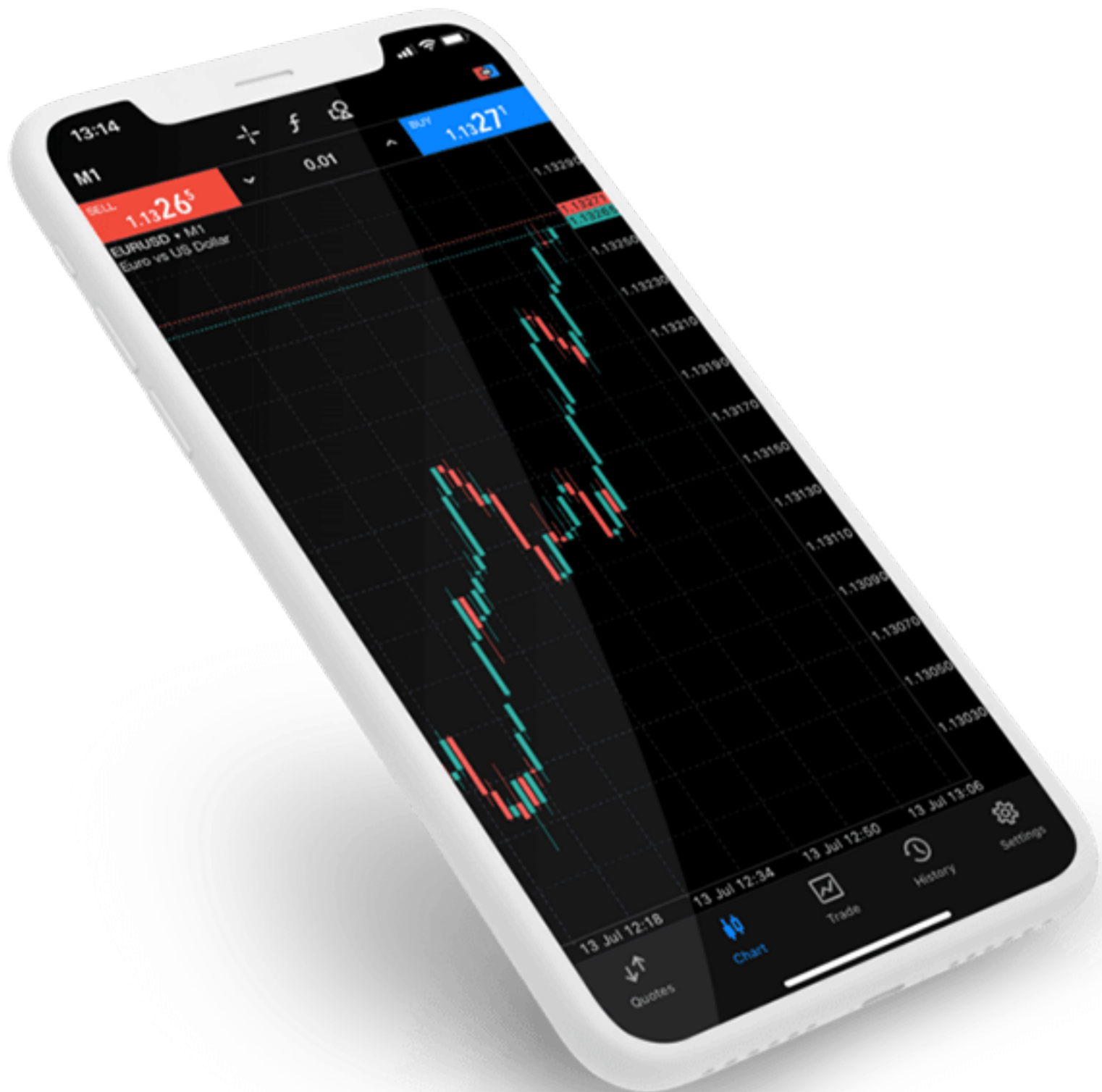
INTRODUCING....



The \$100 to \$10k In 40 Day Forex Challenge
- Live Trading Signals

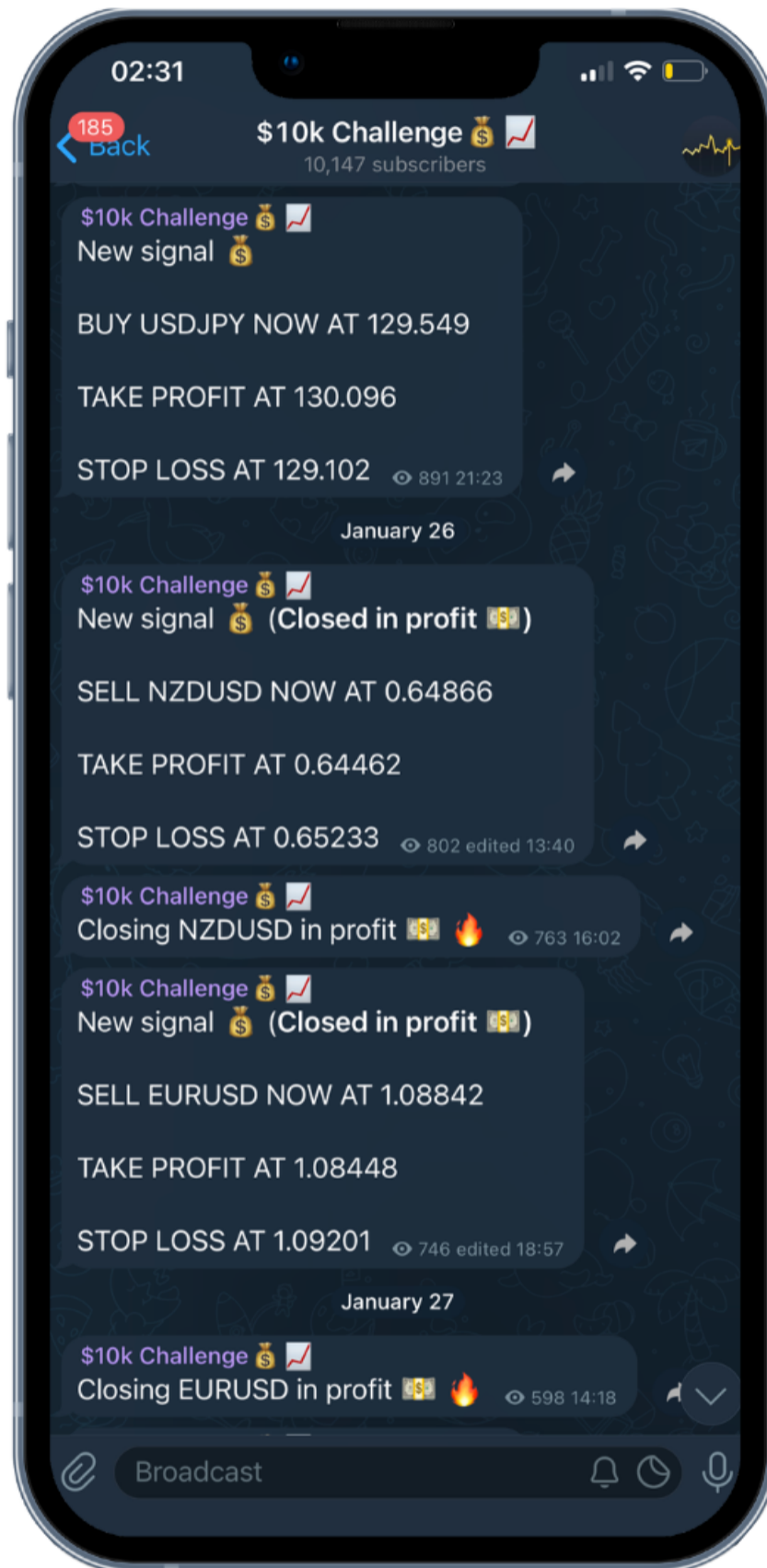
Thousands of members have grown their trading accounts with the \$100 to \$10k In 40 day Challenge.

Each and every week you'll receive profitable trades on a daily basis sent direct to your phone via telegram which will help you complete the challenge.



- Total Profit Last Month made by members using the \$10 challenge signals: **\$349,605**

Thousands of active members use these signals to grow their account... you could get direct access today and join them...



94.3% of members earn profit within their first 3 days + Many have completed the challenge.

Are you ready to get access to the powerful:
\$100 to \$10k in 40 day challenge signals group?

- We send the most powerful day trading signals to members to help them complete this challenge. **257+** new members grew their accounts from \$100 to \$10k In less than 40 days and **362** others made \$5k+

Get Started TODAY For Only...

Was: ~~\$199~~

NOW:



\$1

**Once you have completed the 10k challenge,
you will also get a special made certificate
with an award for your achievement.**



**Are you ready to take the challenge and join
all the members who have completed it?**

[CLICK HERE TO START FOR \\$1](#)

This deal will end anytime soon!

Also included:

THE MILLIONAIRE FOREX COURSE™




Ready to Learn how to trade like a **professional** trader with powerful online education?..


you'll be able to learn how to trade Forex like a professional trader and earn daily profits with our life changing online Forex course. You can also learn our Profitable Forex strategies. (For both beginners & advanced traders) + 24/7 unlimited access!

Join the **top 5 members** today and start earning profits like a professional trader by copying our trades every day for only **\$1**.





TOP 5 MEMBERS


 Last 30 day Earnings:


 Rank 1 | ID: **49 | Earnings: **\$18,304**

 Rank 2 | ID: **34 | Earnings: **\$16,188**

 Rank 3 | ID: **06 | Earnings: **\$15,115**

 Rank 4 | ID: **48 | Earnings: **\$13,449**

 Rank 5 | ID: **31 | Earnings: **\$12,934**

 Join The **TOP 5** Members Today & Start Earning Trading Profits!

Join For: **\$1**

Was ~~\$199~~

[CLICK HERE TO](#)
[START FOR \\$1](#)

Now To Wrap It Up

What you have learnt is powerful and could make you good profits within the next few weeks, months and years. It is important for you practise this strategy and understand it for you to see the power of it.

However, using the 10k challenge signals and copying trades from an expert will allow you to earn 10x higher profits much faster and quicker. You will also be able to practise better by copying trades from an expert and see exactly why they took the trade etc.

+ You will also get lifetime education meaning you can learn everything a professional trader needs to know to become successful, so don't miss out on the \$1 deal before it goes!

Best Of Luck On Your Forex Journey

- Samir / FXLIFESTYLE.COM

Legal Disclaimer

By Viewing any material or using the information within this site or course content you agree this is general education material and you will not hold anybody responsible for loss or damages resulting from the content provided here by FxLifeStyle

- Futures, options, and forex currency trading have large potential rewards, but also large potential risk. You must be aware of the risks and be willing to accept them in order to invest in the futures and the forex markets. Don't trade with money you can't afford to lose.

This website / book is neither a solicitation nor an offer to Buy/ Sell futures, forex or options.

No representation is being made that any account will or is likely to achieve profits or losses similar to those discussed in this content. The past performance of any trading system or methodology is not necessarily indicative of future results.

- CFTC RULE 4.41 - HYPOTHETICAL OR SIMULATED PERFORMANCE RESULTS HAVE CERTAIN LIMITATIONS. UNLIKE AN ACTUAL PERFORMANCE RECORD, SIMULATED RESULTS DO NOT REPRESENT ACTUAL TRADING. ALSO, SINCE THE TRADES HAVE NOT BEEN EXECUTED, THE RESULTS MAY HAVE UNDER-OR-OVER COMPENSATED FOR THE IMPACT, IF ANY, OF CERTAIN MARKET FACTORS, SUCH AS LACK OF LIQUIDITY. SIMULATED TRADING PROGRAMS IN GENERAL ARE ALSO SUBJECT TO THE FACT THAT THEY ARE DESIGNED WITH THE BENEFIT OF HINDSIGHT. NO REPRESENTATION IS BEING MADE THAT ANY ACCOUNT WILL OR IS LIKELY TO ACHIEVE PROFIT OR LOSSES SIMILAR TO THOSE SHOWN.

Copyright 2023